



Drawer Warmer Solutions

*Cafeterias • Convenience Stores
Restaurants & Cafés • Clubs & Bars • Concessions*



HRDW-2U-1 with standard utensil well and utensil pan (lid and pot not included) *pg. 2*



CDW-3N *pg. 3*



HDW-2 with 6" deep food pans *pg. 4*



HDW-3 with 6" deep food pans *pg. 4*



HDW-2B in optional *Designer Warm Red* *pg. 4*



HDW-1R2 with optional vents and 2 1/2" deep food pans *pg. 4*



Drawer Warmer Solutions

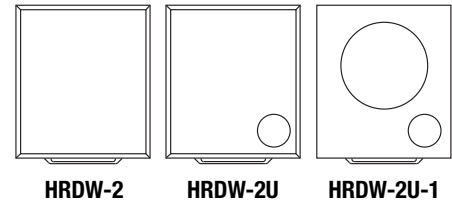
Rice Drawer Warmers

Hatco's Rice Drawer Warmer is designed to keep rice hot and at desired consistency until served.

The Rice Drawer Warmer holds rice in the same pot it's prepared in, reducing pan-to-pan transfer time and labor.

With a digital electronic temperature control, this unit provides even heat throughout the holding cavity. With all around insulation, these drawer warmers provide excellent energy efficiency.

- Drawers accept Panasonic 23 cup rice pots. Accessory Town 30 cup pot drawer adaptors available (pots and lids not included)
- Allows one pot per drawer of cooked rice for long term holding, with the option of serving from third pot in top heated well (HRDW-2U-1 only)
- Stainless steel construction, including back panel, handles the rigors of daily kitchen use
- Heavy duty drawers and robust telescopic drawer slides makes pan removal easy and efficient
- Stainless steel utensil well and utensil pan included with HRDW-2U and HRDW-2U-1 models only
- Adjustable t-stat with knob for optimal rice holding in top well (HRDW-2U-1 only)
- Raised beveled edge on top of HRDW-2, HRDW-2U models only



HRDW-2U-1 with accessory hinged lid and standard utensil well and utensil pan

RICE DRAWER WARMERS

Model	Dimensions W x D* x H	Voltage	Watts	Amps	Ship Weight*
		Single Phase			
HRDW-2	20 1/4" x 23 3/8" x 36 1/8"	120	700	5.8	121 lbs.
HRDW-2U	20 1/4" x 23 3/8" x 36 1/8"	120	700	5.8	123 lbs.
HRDW-2U-1	20 1/4" x 23 3/8" x 36 1/8"	120	1150	9.6	128 lbs.

* Includes 1 1/4" for drawer handle.
* Does not include packaging.

All Rice Drawer Warmer Models Feature:

Plug: NEMA 5-15P.

Models Shipped with: Utensil pan (HRDW-2U and HRDW-2U-1 only), 4" casters, 6' cord and plug.


Cord Location: Back of unit, upper left corner.

ACCESSORIES (available for purchase at any time)

HRDW-LID	Hinged Aluminum Lid for top rice well (HRDW-2U-1 only)
HRDW-TOWN30	One Drawer Adapter for Town 30 Cup Rice Pots (one per drawer required)

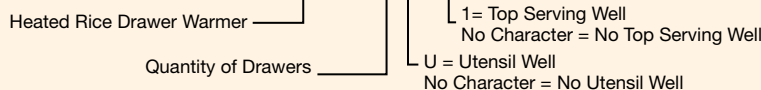


HRDW-LID



HRDW-TOWN30

HRDW - X X - X



Convected Drawer Warmer

This Hatco unit is designed to keep a variety of food products hot and flavor-fresh until served. With a single non-humidified cavity and a single electronic temperature control, this unit provides even, dry heat for food products that do not require humidity. With insulated top, sides and back, these drawer warmers provide excellent energy efficiency.

- Digital electronic controller for easy programming
- Low velocity convected air system provides even temperature throughout the cabinet
- Tough, durable chrome handles that are angled to avoid contact from passing carts
- Narrow width fits most kitchen footprints
- Heavy-duty drawer slides with nylon rollers
- Includes three full size pans



CDW-3N

CONVECTED DRAWER WARMER

Model	Dimensions W x D* x H	Voltage Single Phase	Watts	Ship Weight
CDW-3N	16 ⁵ / ₈ " x 30 ¹ / ₂ " x 30"	120	1015	179 lbs.

* Includes 1¹/₄" depth for drawer handle.

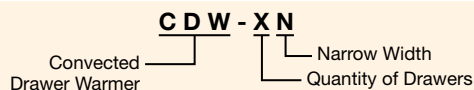
All Convected Drawer Warmer Models Feature:

Plug: NEMA 5-15P.

Models Shipped with: One 6" deep food pan per drawer, low profile 2" casters, 6' cord and plug.

Cord Location: Back of unit, top right corner.

FOOD PANS AND TRIVETS – PAGE 6





Drawer Warmer Solutions

Drawer Warmers

Hold everything from meat to vegetables to rolls in the Hatco Drawer Warmers. Built for tough kitchen duty with rugged construction and heavy-duty hardware, these warmers keep a variety of foods hot and fresh until served.

- Standard and narrow widths
- 1-, 2-, 3- or 4-drawer freestanding or 1-, 2- or 3-drawer built-in models
- Completely insulated individual cavities provide maximum energy efficiency
- Each drawer has a food pan, recessed individual thermostatic control, temperature monitor, vent slides and power switch
- Stainless steel construction throughout
- 12-gauge stainless steel heavy-duty drawer slides with nylon rollers
- Available with: oversized drawer frame, biscuit pan drawer, chip guard, casters, 6" adjustable stainless steel legs, water/spillage pan and splash baffle
- Standard width Drawer Warmer pans lift straight out of drawer (HDW-1N, -2N and -3N models requiring tipping the pan to install)



FREESTANDING DRAWER WARMERS

Model	Dimensions W x D* x H*	Voltage		
		Single Phase	Watts	Ship Weight
HDW-1	29½" x 22⅝" x 11"	120, 208, 240	450	97 lbs.
HDW-2	29½" x 22⅝" x 21⅛"	120, 208, 240	900	168 lbs.
HDW-3	29½" x 22⅝" x 31¼"	120, 208, 240	1350	232 lbs.
HDW-4*	29½" x 22⅝" x 41⅜"	120, 208, 240	1800	296 lbs.
HDW-1N	20⅞" x 27" x 11"	120, 208, 240	450	83 lbs.
HDW-2N	20⅞" x 27" x 21⅛"	120, 208, 240	900	168 lbs.
HDW-3N	20⅞" x 27" x 31¼"	120, 208, 240	1350	232 lbs.

- * Add 1¼" to depth for drawer handle.
- * Not available for Canada.
- * Height does not include legs/casters.

All Freestanding Drawer Warmer Models Feature:

Plug: NEMA 5-15P. (208V and 240V use NEMA 6-15P.)

HDW-4 Shipped with: 6" stainless steel legs.

Models Shipped with: One 6" deep food pan per drawer, 4" plastic legs, 6' cord and plug.

Cord Location: Back of unit, lower left corner.

SPLIT DRAWER WARMERS

Model	Dimensions W x D* x H*	Voltage		
		Single Phase	Watts	Ship Weight
HDW-1R2	28⅞" x 16⅝" x 14⅞"	120	690	90 lbs.
HDW-2R2	28⅞" x 16⅝" x 24"	120	1290	135 lbs.

- * Add 1¼" to depth for drawer handle.
- * Height includes legs.

All Split Drawer Warmer Models Feature:

Plug: NEMA 5-15P.

HDW-1R2 Shipped with: Two 2½" deep food pans, 4" legs, 6' cord and plug.

HDW-2R2 Shipped with: Four 2½" deep food pans, 4" legs, 6' cord and plug.

Pan Capacity: 20¾"W x 12¾"D x 2½"H.

Cord Location: Back of unit, lower left corner.

BUILT-IN DRAWER WARMERS

Model	Dimensions W x D* x H (W and H excludes front mounting flange)	Voltage		
		Single Phase	Watts	Ship Weight
HDW-1B	28¼" x 22⅝" x 9⅞"	120, 208, 240	450	88 lbs.
HDW-2B	28¼" x 22⅝" x 20"	120, 208, 240	900	159 lbs.
HDW-3B	28¼" x 22⅝" x 30⅞"	120, 208, 240	1350	232 lbs.
HDW-1BN	19½" x 26¾" x 9⅞"	120, 208, 240	450	88 lbs.
HDW-2BN	19½" x 26¾" x 20"	120, 208, 240	900	159 lbs.
HDW-3BN	19½" x 26¾" x 30⅞"	120, 208, 240	1350	232 lbs.

- * Add 1¼" to depth for drawer handle.

All Built-In Drawer Warmer Models Feature:

Conduit: 4' flexible conduit.

Models Shipped with: One 6" deep food pan per drawer.

OPTIONS AND ACCESSORIES – PAGE 5

BUILT-IN CUTOUT REQUIREMENTS

Model	Width	Depth*	Height
HDW-1B	28⅞"	24"	10⅞"
HDW-2B	28⅞"	24"	20¼"
HDW-3B	28⅞"	24"	30⅞"
HDW-1BN	19¾"	28⅞"	10⅞"
HDW-2BN	19¾"	28⅞"	20¼"
HDW-3BN	19¾"	28⅞"	30⅞"

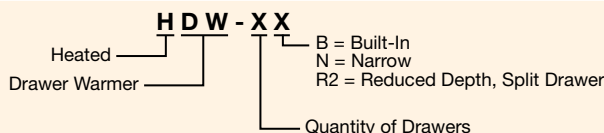
- * Depth includes 1½" for conduit connector.

HDW-1R2 AND HDW-2R2 BLANKET HEATING ELEMENTS ARE WARRANTED AGAINST BURNOUT OR BREAKAGE FOR ONE YEAR.

ALL DRAWER SLIDES AND ROLLERS ARE WARRANTED AGAINST BREAKAGE FOR TWO YEARS.

ALL DRAWER WARMER HEATING ELEMENTS ARE WARRANTED AGAINST BURNOUT OR BREAKAGE FOR TWO YEARS.

ALL DRAWER SLIDES AND ROLLERS ARE WARRANTED AGAINST BREAKAGE FOR TWO YEARS.



OPTIONS (available at time of purchase only)


Designer Drawer Front Colors per Drawer – Non-standard colors are non-returnable – Stainless Steel Standard –

RED	Warm Red
BLACK	Black
GRAY	Gray Granite
WHITE	White Granite
NAVY	Navy Blue
GREEN	Hunter Green
COPPER	Antique Copper
HDW-ITC	Digital Temperature Control (required on all drawers – excludes HDW-1R2, -2R2)
OS-PAN	Oversized Drawer Frame and Pan (20"W x 15"D x 5"H) in lieu of standard Drawer with Pan (standard width models only – excludes HDW-1R2, -2R2)
BIS DRAWER	Biscuit Pan Drawer (accommodates two 18"W x 13"D Half-Size Sheet Pans – not included) in lieu of standard drawer with Pan (standard width models only – excludes HDW-1R2, -2R2)
HDW-CHIP	Chip Guard (excludes HDW-1R2, -2R2)
RD-NOVENT	No Drawer Vents (HDW-1R2, -2R2 only)

ACCESSORIES (available for purchase at any time)

HDW-TRIVET	Custom Trivet raises food product 1/2" off bottom of Full-Size Pan – 17 1/2"W x 9 1/2"D x 1/2"H
HDW 6" LEG	6" Adjustable Stainless Steel Legs (standard on HDW-4)
HDW-CASTER-2	2" Dia. Casters – all swivel, 2 lock – adds 2 1/2" to height of unit (HDW-1, -2, -3 Models only)
HDW-CASTER-3	3" Dia. Locking Casters – all swivel, all lock – adds 4 1/4" to height of unit (HDW-1, -2, -3 Models only)
HDW-CASTER-5	5" Dia. Locking Casters – all swivel, all lock – adds 6 1/4" to height of unit (excludes HDW-1R2, -2R2)
HDW-SPILL	Water/Spillage Pan (one per drawer – excludes HDW-1R2, -2R2)
HDW-SPLASH	Splash Baffle (one per drawer – excludes HDW-1R2, -2R2)

FOOD PANS AND TRIVETS – PAGE 6
COLORS AND FINISHES – PAGE 6




HDW-TRIVET



HDW 6" LEG



CASTERS
HDW-CASTER-2 (all swivel, 2 lock)
HDW-CASTER-3 (all swivel, all lock)
HDW-CASTER-5 (all swivel, all lock)



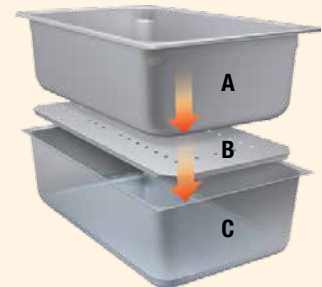
HDW-SPLASH



ITC - Digital Temperature Control
HDW-ITC Option

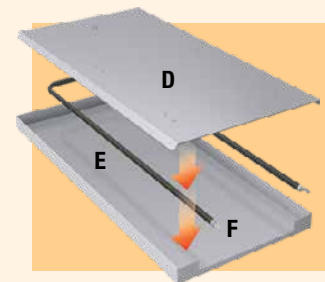


Biscuit Pan Drawer (pans not included)
BIS DRAWER Option



Additional Humidity

- A. Stainless Steel Food Pan
- B. Splash Baffle
HDW-SPLASH Accessory
- C. Water/Spillage Pan (add 1/4" of water)
HDW-SPILL Accessory



Prevents chips from reaching the element

- D. Heat Shield (included)
- E. Heating Element (included)
- F. Chip Guard **HDW-CHIP** Option (standard width shown)



Drawer Warmer Solutions


Food Pans And Trivets



ALUM PAN



ST PANS
ST PAN 1/3
ST PAN 1/2
ST PAN 2
ST PAN 4



Additional Humidity

- A. Stainless Steel Pan
- B. Splash Baffle
HDW-SPLASH Accessory
- C. Water/Spillage Pan (add 1/4" of water)
HDW-SPILL Accessory

FOOD PANS

Model	Description
ALUM PAN	Half-Size Sheet Pan – 18"W x 13"D
ST PAN 1/3	Third-Size Stainless Steel Pan – 12 ³ / ₄ "W x 6 ⁷ / ₈ "D x 2 ¹ / ₂ "H
ST PAN 1/2	Half-Size Stainless Steel Pan – 12 ³ / ₄ "W x 10 ⁵ / ₈ "D x 2 ¹ / ₂ "H
ST PAN 2	Full-Size Stainless Steel Pan – 12 ³ / ₄ "W x 20 ³ / ₄ "D x 2 ¹ / ₂ "H
ST PAN 4	Full-Size Stainless Steel Pan – 12 ³ / ₄ "W x 20 ³ / ₄ "D x 4"H



HDW TRIVET




HDW-SPLASH



HDW 6" PAN

FOOD PANS AND TRIVETS

Model	Description
HDW-TRIVET	Custom Trivet raises food product 1/2" off bottom of Full-Size Pan – 17 ¹ / ₂ "W x 9 ¹ / ₂ "D x 1/2"H
HDW-SPILL	Water/Spillage Pan (one per drawer – excludes HDW-1R2, -2R2)
HDW-SPLASH	Splash Baffle (one per drawer – excludes HDW-1R2)
HDW 6" PAN	Full-Size Stainless Steel Pan – 12 ³ / ₄ "W x 20 ³ / ₄ "D x 6"H



TRIVETS
TRIVET (1/2)SS
TRIVET SS

TRIVETS

Model	Description
Wire Trivets Stainless –	
TRIVET (1/2)SS	Half-Size – 10 ¹ / ₁₆ "W x 7 ⁵ / ₈ "D
TRIVET SS	Full-Size – 10 ¹ / ₈ "W x 18"D

Paint Chip Sample Colors

DESIGNER COLORS



Warm Red



Black



Gray
Granite



White
Granite



Navy
Blue



Hunter
Green



Antique
Copper

Colors are a representation and may not exactly match our colors.
Consult factory for possible color matching options on these colors.
Non-standard colors are non-returnable.

To order a Hatco Paint Chip & Stone Sample Colors Sheet, visit www.hatcocorp.com / Order Literature / Sales Literature / Sell Sheets.



Scan with web-enabled
mobile device to visit
www.hatcocorp.com



Hatco Corporation

P.O. Box 340500 | Milwaukee WI 53234-0500 USA
800-558-0607 | 414-671-6350 | Fax: 800-543-7521
www.hatcocorp.com | equipsales@hatcocorp.com