

Merchandisers

*Cafeterias • Convenience Stores
Supermarkets & Delis • Restaurants & Cafés
Clubs & Bars • Catering • Concessions*



FS3HAC-2426 signs not included *pg. 160*



PDH-55T and **PSH-55D** shown on operator side *pg. 162*



GRPWS-4818T with base heat only (signs not included) *pg. 163*



GR2SDS-48D *Designer* Merchandiser with standard Black inset panels and corner caps *pg. 168*



HZMS-36D in standard *Designer* Black and optional Red LED accent lighting *pg. 171*



GR3SDS-27TCT in optional *Designer* Gray Granite *pg. 175*



GRCMW-1DH in optional Bermuda Sand *pg. 176*



GRCD-2PD with optional self-closing flip-up doors and *Designer* Warm Red *pg. 177*



FSCDH-2PD in standard *Designer* Black, sign holder (sign not included), 3-sided skirt, perforated shelf, and Simulated Stone Night Sky base. *pg. 179*

Flav-R-Savor® Heated Air Curtain Merchandisers

The newest models of our patented Flav-R-Savor® Heated Air Curtain Merchandisers has no front doors, allowing customers easy access to fresh hot products. Heated air at the front of the cabinet is forced downward, forming a "curtain" of heated air. The heated air is then drawn toward the rear of the cabinet, warming each shelf gently and evenly.

- Perfect for wrapped or unwrapped food product.
- Consistent even temperatures result in longer quality hold times compared to traditional merchandisers
- The air temperature range is 70° - 175°F
- Easy to use digital controls
- Standard Designer Powercoat Black finish inside and outside for an uniform and sleek look to compliment any décor
- LED lighting on top front and sides, to create balanced lighting which showcases food product
- Removable shelves can be installed to be slanted or horizontal, with removable sign holders on each
- Front crumb tray lifts and pivots, and removable glass sides make for easy upkeep

Merchandisers



FS3HAC-2426 with optional square side cut-outs and top sign holder (signs not included)



FS3HAC-3626 shelf signs not included



FS3HAC-4226 with optional tiered shelves

HEATED AIR CURTAIN MERCHANDISERS

Model	Dimensions (W x D x H) height includes legs	Shelf Dimensions W x D	Voltage	Watts	Amps	Plugs	Approx. Ship Weight
FS3HAC-2426	24" x 27 ³ / ₈ " x 38"	20 ¹ / ₈ " x 17"	120	1800	15.0	NEMA 5-15P*	183 lbs.
FS3HAC-3026	30" x 27 ³ / ₈ " x 38"	26 ¹ / ₈ " x 17"	120/208-240	3340	13.8	NEMA 14-20P	211 lbs.
FS3HAC-3626	36" x 27 ³ / ₈ " x 38"	32 ¹ / ₈ " x 17"	120/208-240	3340	13.8	NEMA 14-20P	227 lbs.
FS3HAC-4226	42" x 27 ³ / ₈ " x 38"	38" x 17"	120/208-240	3430	14.3	NEMA 14-20P	274 lbs.

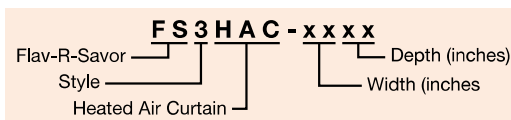
* Canadian Model uses NEMA 5-20P.

All Heated Air Curtain Merchandiser Models Feature:

Models Shipped with: **FS3HAC-2426, -3026:** One, swing-out left hinged rear door, three removeable shelves with sign holder in front, crumb tray, 4" legs and a 6' cord and plug.
FS3HAC-3626, -4226: Sliding glass rear door, three removeable shelves with sign holder in front, crumb tray, 4" legs and a 6' cord and plug.

Cord Location: Servers side, bottom left.

OPTIONS AND ACCESSORIES – PAGE 161





FS3HAC-2426 with optional square side cut-outs and top sign holder (signs not included)

Merchandisers

OPTIONS (available at time of purchase only)

SIDECONTROL	Right- or Left-Hand Side Controls - must specify side at time of order
RTHGDOOR	Right Hinged Access Door in lieu of Left Hinged Access Door (FS3HAC-2426, -3026 models only)
TIERSHELVES	Tiered shelves in lieu of standard depth shelves
PRODSTOP-STDSH	Side product stops for standard depth shelves
PRODSTOP-TIERSH	Side product stops for tiered shelves
SQSIDEPANEL	Square side cut-outs in lieu of curved side cut outs
SIGN24	Sign Holder for the FS3HAC-2426. Sign dimensions: 23 ⁷ / ₈ " x 6 ³ / ₄ "
SIGN30	Sign Holder for the FS3HAC-3026. Sign dimensions: 29 ¹ / ₄ " x 6 ³ / ₄ "
SIGN36	Sign Holder for the FS3HAC-3626. Sign dimensions: 35 ¹ / ₈ " x 6 ³ / ₄ "
SIGN42	Sign Holder for the FS3HAC-4226. Sign dimensions: 41 ¹ / ₈ " x 6 ³ / ₄ "
LOCKPLUG	NEMA L14-20P Locking plug in lieu of NEMA 14-20P (FS3HAC-3026, -3626, -4226 units only)

Side Stops/Divider Rails – Kits for order at time of purchase only –

RAIL-STD24	15 rails for 24 standard model (5 per shelf)
RAIL-STD30	18 rails for 30 standard model (6 per shelf)
RAIL-STD36	21 rails for 36 standard model (7 per shelf)
RAIL-STD42	24 rails for 42 standard model (8 per shelf)
RAIL-TR24	15 rails for 24 tiered model (5 per shelf)
RAIL-TR30	18 rails for 30 tiered model (6 per shelf)
RAIL-TR36	21 rails for 36 tiered model (7 per shelf)
RAIL-TR42	24 rails for 42 tiered model (8 per shelf)

ACCESSORIES (available for purchase at any time)

Side Stops/Divider Rails – sold Individually –

RAIL-TOPT-BLACK	Top tiered shelf in <i>Designer Black</i>
RAIL-MIDT-BLACK	Middle tiered shelf in <i>Designer Black</i>
RAIL-STD-BLACK	Standard shelf and tiered bottom shelf in <i>Designer Black</i>



RAIL-MIDT-BLACK Use as side stops or divider rails

Product Heated Shelves

Perfect for sliced pizza sales on the bottom, and boxed carry-out pizzas on the top. Durable stainless steel construction with blanket elements on all shelf bases make for easy cleaning. The bottom, three shelf PDH-55T has energy efficient LED lights to showcase food to customers and encouraging impulse sales. The top dual shelf PSH-55D holds the carry-out orders.

PDH-55T (bottom three-shelf unit)

- Holds up to nine, 18" diameter pizzas
- Base and overhead heat for consistent and accurate holding of unwrapped pizzas for impulse sales
- Optional front glass for easy viewing by the customer
- Single on/off switch to control temperature for all shelves
- Standard side panel glass swings out for easy cleaning

PSH-55D (top two-shelf unit)

- Enclosed except for operator side, with base heat only, for boxed carry out sales
- Single on/off switch to control temperature for all shelves
- Customer side can be used for magnetic signage (signs not included)
- Brackets and cord clips included to attach to the top of the PDH-55T

Merchandisers



Customer side shown
PSH-55D top unit
PSD-55T bottom unit with optional front glass panels



Operator side shown
PSH-55D top unit
PSD-55T bottom unit with optional front glass panels

PRODUCT HEATED SHELVES

Model	Dimensions W x D x H	Usable Heated Shelf Space (W x D)	Voltage	Watts	Amps	Plug	Approx. Ship Weight
Dual Shelf							
PSH-55D	54 $\frac{5}{8}$ " x 20" x 16"	51 $\frac{1}{2}$ " x 18 $\frac{3}{4}$ "	120	300	2.54	NEMA 5-15P	193 lbs.
Triple Shelf							
PDH-55T	54 $\frac{1}{2}$ " x 20 $\frac{1}{8}$ " x 31 $\frac{1}{8}$ " †	51 $\frac{1}{2}$ " x 18 $\frac{3}{4}$ "	120/208-240	4100	17.5	NEMA L14-20P* †	168 lbs.

† Height includes 2.5" legs.

* Canadian models use NEMA 14-30 or NEMA L14-30.

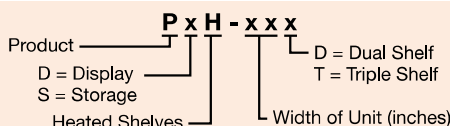
All Product Heated Shelf Models Feature:

Cord Location: PSH-55D: Server side, bottom right

PDH-55T: Server side, bottom right on base.

OPTIONS (available at time of purchase only)

GLSSPNL Glass Panels on customer side on PDH-55T only





Glo-Ray® Pizza Warmers

Convenient for self-serve and quick-serve areas. The Hatco Glo-Ray® Pizza Warmers with base heat only hold boxed or bagged pizzas. Available in one, two, three or four shelf configuration, perfect for high volume applications.

- Box stop doubles as the sign holder (signs not included), a standard feature (excluding base only unit)
- Constructed of aluminum and stainless steel with tempered glass side panels (excluding base only unit)
- Separate power switch for each thermostatically-controlled shelf
- Dual and Triple Shelf units have LED lights, Quadruple Shelf units have incandescent lights



GRPWS-2424
with base heat only



GRPWS-2418D
(signs not included)



GRPWS-2424T
with optional
Designer Black



GRPWS-2418Q
(signs not included)

Merchandisers

SLANT DISPLAY WARMERS WITH BASE HEAT ONLY

Model	No. of Bulbs, Divider Rods	Dimensions (W x D x H) <i>Height includes legs</i>	Voltage Single Phase	Usable Heated Shelf Space (W x D)	Watts	Plug	Approx. Ship Weight
Base Only							
GRPWS-2424 ‡	0,5	23 ¹ / ₈ " x 25" x 7 ¹ / ₈ "	120	22 ¹ / ₂ " x 21"	345	NEMA 5-15P	40 lbs.
GRPWS-3624 ‡	0,7	35 ¹ / ₈ " x 25" x 7 ¹ / ₈ "	120	34 ¹ / ₂ " x 21"	505	NEMA 5-15P	45 lbs.
GRPWS-4824	0,9	47 ¹ / ₈ " x 25" x 10 ¹ / ₈ "	120	46 ¹ / ₂ " x 21"	660	NEMA 5-15P	60 lbs.
Dual Shelf							
GRPWS-2418D	4,0	23 ¹ / ₈ " x 20 ¹ / ₈ " x 22 ³ / ₈ "	120	22 ¹ / ₂ " x 17 ³ / ₄ "	720	NEMA 5-15P	76 lbs.
GRPWS-3618D	6,0	35 ¹ / ₈ " x 20 ¹ / ₈ " x 22 ³ / ₈ "	120	34 ¹ / ₂ " x 17 ³ / ₄ "	1080	NEMA 5-15P	91 lbs.
GRPWS-4818D ✓	8,0	47 ¹ / ₈ " x 20 ¹ / ₈ " x 22 ³ / ₈ "	120	46 ¹ / ₂ " x 17 ³ / ₄ "	1440	NEMA 5-20P	136 lbs.
GRPWS-2424D	4,0	23 ¹ / ₈ " x 26 ¹ / ₈ " x 23 ³ / ₈ "	120	22 ¹ / ₂ " x 23 ³ / ₄ "	1200	NEMA 5-15P	108 lbs.
GRPWS-3624D*	6,0	35 ¹ / ₈ " x 26 ¹ / ₈ " x 23 ³ / ₈ "	120	34 ¹ / ₂ " x 23 ³ / ₄ "	1800	NEMA 5-15P	136 lbs.
GRPWS-4824D	8,0	47 ¹ / ₈ " x 26 ¹ / ₈ " x 23 ³ / ₈ "	120/208-240	46 ¹ / ₂ " x 23 ³ / ₄ "	2390	NEMA L14-20P	177 lbs.
Triple Shelf							
GRPWS-2418T	6,0	23 ¹ / ₈ " x 20 ¹ / ₈ " x 29 ³ / ₄ "	120	22 ¹ / ₂ " x 17 ³ / ₄ "	1440	NEMA 5-15P	98 lbs.
GRPWS-3618T	9,0	35 ¹ / ₈ " x 20 ¹ / ₈ " x 29 ³ / ₄ "	120/208-240	34 ¹ / ₂ " x 17 ³ / ₄ "	2160	NEMA L14-20P	136 lbs.
GRPWS-4818T	12,0	47 ¹ / ₈ " x 20 ¹ / ₈ " x 29 ³ / ₄ "	120/208-240	46 ¹ / ₂ " x 17 ³ / ₄ "	2880	NEMA L14-20P	175 lbs.
GRPWS-2424T*	6,0	23 ¹ / ₈ " x 26 ¹ / ₈ " x 30 ³ / ₄ "	120	22 ¹ / ₂ " x 23 ³ / ₄ "	1800	NEMA 5-15P	116 lbs.
GRPWS-3624T	9,0	35 ¹ / ₈ " x 26 ¹ / ₈ " x 30 ³ / ₄ "	120/208-240	34 ¹ / ₂ " x 23 ³ / ₄ "	2700	NEMA L14-20P	167 lbs.
GRPWS-4824T**	12,0	47 ¹ / ₈ " x 26 ¹ / ₈ " x 30 ³ / ₄ "	120/208-240	46 ¹ / ₂ " x 23 ³ / ₄ "	3585	NEMA L14-20P	227 lbs.
Quadruple Shelf							
GRPWS-2418Q	8,0	23 ¹ / ₈ " x 20 ¹ / ₈ " x 36 ¹ / ₈ "	120/208-240	22 ¹ / ₂ " x 17 ³ / ₄ "	1920	NEMA L14-20P	119 lbs.
GRPWS-3618Q	12,0	35 ¹ / ₈ " x 20 ¹ / ₈ " x 36 ¹ / ₈ "	120/208-240	34 ¹ / ₂ " x 17 ³ / ₄ "	2880	NEMA L14-20P	157 lbs.
GRPWS-4818Q	16,0	47 ¹ / ₈ " x 20 ¹ / ₈ " x 36 ¹ / ₈ "	120/208-240	46 ¹ / ₂ " x 17 ³ / ₄ "	3840	NEMA L14-20P	214 lbs.
GRPWS-2424Q	8,0	23 ¹ / ₈ " x 26 ¹ / ₈ " x 37 ¹ / ₈ "	120/208-240	22 ¹ / ₂ " x 23 ³ / ₄ "	2400	NEMA L14-20P	151 lbs.
GRPWS-3624Q	12,0	35 ¹ / ₈ " x 26 ¹ / ₈ " x 37 ¹ / ₈ "	120/208-240	34 ¹ / ₂ " x 23 ³ / ₄ "	3600	NEMA L14-20P	214 lbs.
GRPWS-4824Q**	16,0	47 ¹ / ₈ " x 26 ¹ / ₈ " x 37 ¹ / ₈ "	120/208-240	46 ¹ / ₂ " x 23 ³ / ₄ "	4780	NEMA L14-20P	277 lbs.

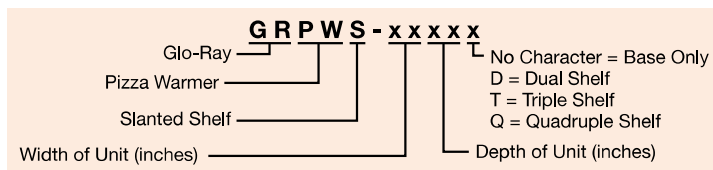
‡ Height includes 1" legs. Other models ship with 4" legs.

✓ Also available in 120/208-240V.

* Canadian models use NEMA 5-20P.

** Canadian models use NEMA L14-3

OPTIONS AND ACCESSORIES – PAGE 164





GRPWS-4818T (signs not included)

OPTIONS (available at time of purchase only)

Designer Colors – Non-standard colors are non-returnable – Stainless Steel standard –

RED	Warm Red
BLACK	Black
GRAY	Gray Granite
WHITE	White Granite
NAVY	Navy Blue
GREEN	Hunter Green
COPPER	Antique Copper
HAL	60 Watt Halogen Bulb in lieu of Standard Display Light

LED Lights in lieu of Standard Display Lights – Dual and Triple Shelf models only –

LED-WW-24	Warm White LED lighting for 24 width models
LED-WW-36	Warm White LED lighting for 36 width models
LED-WW-48	Warm White LED lighting for 48 width models

ACCESSORIES (available for purchase at any time)

Chef LED 120V adjustable bulb – bulbs must be rotated down –

CLED-3000-120	Similar to warm Halogen light
CLED-4000-120	Similar to cool Fluorescent light

COLORS AND FINISHES – INSIDE BACK COVER

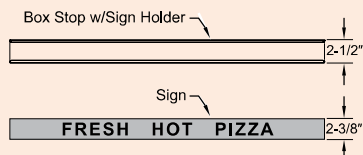
RECOMMENDED SIGN DIMENSIONS

- Excluding base only units

GRPWS-24's: 22 1/4" x 2 3/8" x 1/8"

GRPWS-36's: 34 1/4" x 2 3/8" x 1/8"

GRPWS-48's: 46 1/4" x 2 3/8" x 1/8"



Glo-Ray® Merchandising Warmers

Designed with both a slanted and horizontal shelf, Glo-Ray® Merchandising Warmers offer the convenience of customer self-serve with the efficiency of preparing and holding product in advance for peak serving periods.

- Warmer includes a slant and horizontal shelf for merchandising a variety of products
- Standard Indicating Temperature Control (ITC) enhances accuracy and provides digital readout of temperatures
- Thermostatically-controlled hardcoated heated base to extend holding times
- Pre-focused infrared top heat directs heat to the outer edges where heat loss is greatest
- Product divider rods and 4" legs included
- Shatter-resistant incandescent lights illuminate the holding areas and emphasize the product
- Low watt models feature low watt overhead heat on the top shelf to hold popcorn. For fried food holding - select high watt models
- High watt models feature high watt overhead heat on top shelf to hold fried foods. For popcorn holding - select the lower watt models



GRSDS/H-36D with lower slant and upper horizontal shelf. Shown with optional 15" clearance - standard clearance is 12".



GRSDS/H-36DHW with lower slant and upper horizontal shelf. Shown with standard clearance of 12".

Merchandisers

SLANT/HORIZONTAL DISPLAY WARMERS – DUAL SHELVES

Model	No. of Bulbs, Divider Rods	Dimensions W x D x H	Voltage Single Phase	Watts	Plug	Approx. Ship Weight
Low Watt - Top shelf overhead heat is designed to hold popcorn.						
GRSDS/H-30D*	4, 12	30" x 24¼" x 33½"	120	1530	NEMA 5-15P	140 lbs.
GRSDS/H-36D	4, 14	36" x 24¼" x 33½"	120	1810	NEMA 5-20P	158 lbs.
GRSDS/H-41D	6, 16	41" x 24¼" x 33½"	120/208-240	2120	NEMA L14-20P	178 lbs.
High Watt - Top shelf overhead heat is designed to hold fries and sandwiches.						
GRSDS/H-30DHW [▲]	4, 12	30" x 24¼" x 33½"	120/208-240	2450	NEMA L14-20P	140 lbs.
GRSDS/H-36DHW [▲]	4, 14	36" x 24¼" x 33½"	120/208-240	2910	NEMA L14-20P	158 lbs.
GRSDS/H-41DHW [▲]	6, 16	41" x 24¼" x 33½"	120/208-240	3360	NEMA L14-20P	178 lbs.

* Canadian model uses NEMA 5-20P.

▲ High wattage on top shelf only.

All Slant/Horizontal Display Warmer Models Feature:

Cord Location – Back Counter Display Models: Server side, bottom right corner.

OPTIONS (available at time of purchase only)

Designer Colors – Non-standard colors are non-returnable

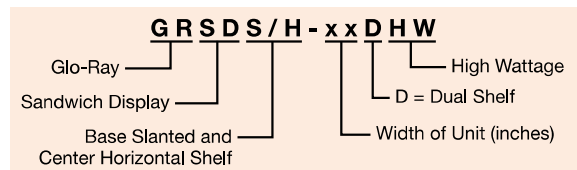
– Glossy Gray standard –

RED	Warm Red
BLACK	Black
GRAY	Gray Granite
WHITE	White Granite
NAVY	Navy Blue
GREEN	Hunter Green
COPPER	Antique Copper
15SPACE	15" clearance top shelf in lieu of standard 12" clearance (add 3" to height of unit)
HAL	60 Watt Halogen Bulb in lieu of Standard Display Light

ACCESSORIES (available for purchase at any time)

GRSDS-DIV	Additional Stainless Steel Divider Rods (Bottom shelf only)
GRSDH-DIV	Additional Stainless Steel Divider Rods (Top shelf only)

COLORS AND FINISHES – INSIDE BACK COVER



Glo-Ray® Merchandising Warmers

Designed specifically for showcasing wrapped or boxed product, the Hatco Glo-Ray® Merchandising Warmers hold hot food safely at proper serving temperatures. These warmers offer the convenience of self-serve and the efficiency of kitchen-to-server holding.

- Available in single- or two-tier models (slant models available in three-tier)
- Product divider rods sort food displays
- Thermostatically-controlled hardcoated heated base, with a temperature range of 185°- 200°F, to extend holding times
- Horizontal or slant shelves
- Pre-focused infrared top heat directs heat to the outer edges where heat loss is greatest
- Shatter-resistant incandescent lights illuminate the holding areas and emphasize the product



GRSDS-30 with accessory 4" legs



GRSDH-30D



GRSDS-36T with optional Designer Black

Merchandisers

HORIZONTAL MERCHANDISING WARMERS

Model	No. of Bulbs, Divider Rods	Dimensions (W x D x H) Height includes legs	Voltage	Usable Heated Shelf Space (W x D)	Watts	Plug	Approx. Ship Weight
Single Shelf							
GRSDH-24	2, 5	24" x 19½" x 12"	120	22¾" x 16½"	830	NEMA 5-15P	48 lbs.
GRSDH-30	2, 6	30" x 19½" x 12"	120	28¾" x 16½"	970	NEMA 5-15P	56 lbs.
GRSDH-36	2, 7	36" x 19½" x 12"	120	34¾" x 16½"	1170	NEMA 5-15P	66 lbs.
GRSDH-41	3, 8	41" x 19½" x 15"	120	39¾" x 16½"	1340	NEMA 5-15P	74 lbs.
GRSDH-52*	4, 10	52" x 19½" x 15"	120	50¾" x 16½"	1760	NEMA 5-15P	86 lbs.
GRSDH-60	5, 12	60" x 19½" x 15"	120/208-240	58¾" x 16½"	2100	NEMA L14-20P	133 lbs.
Dual Shelf							
GRSDH-24D*	4, 10	24" x 19½" x 25¾"	120	22¾" x 16½"	1660	NEMA 5-15P	88 lbs.
GRSDH-30D‡	4, 12	30" x 19½" x 25¾"	120	28¾" x 16½"	1920	NEMA 5-20P	100 lbs.
GRSDH-36D↗	4, 14	36" x 19½" x 25¾"	120/208-240	34¾" x 16½"	2340	NEMA L14-20P	120 lbs.
GRSDH-41D↗	6, 16	41" x 19½" x 25¾"	120/208-240	39¾" x 16½"	2680	NEMA L14-20P	137 lbs.
GRSDH-52D↗	8, 20	52" x 19½" x 25¾"	120/208-240	50¾" x 16½"	3520	NEMA L14-20P	172 lbs.
GRSDH-60D**‡	10, 24	60" x 19½" x 25¾"	120/208-240	58¾" x 16½"	4200	NEMA L14-20P	197 lbs.

SLANT MERCHANDISING WARMERS

Model	No. of Bulbs, Divider Rods	Dimensions (W x D x H) Height includes legs	Voltage	Usable Heated Shelf Space (W x D)	Watts	Plug	Approx. Ship Weight
Single Shelf							
GRSDS-24	2, 5	24" x 24¼" x 18½"	120	22½" x 21"	695	NEMA 5-15P	79 lbs.
GRSDS-30	2, 6	30" x 24¼" x 18½"	120	28½" x 21"	790	NEMA 5-15P	80 lbs.
GRSDS-36	2, 7	36" x 24¼" x 21½"	120	34½" x 21"	935	NEMA 5-15P	92 lbs.
GRSDS-41	3, 8	41" x 24¼" x 21½"	120	39½" x 21"	1090	NEMA 5-15P	96 lbs.
GRSDS-52	4, 10	52" x 24¼" x 21½"	120	50½" x 21"	1400	NEMA 5-15P	110 lbs.
GRSDS-60*	5, 12	60" x 24¼" x 21½"	120	58½" x 21"	1715	NEMA 5-15P	167 lbs.
Dual Shelf							
GRSDS-24D	4, 10	24" x 24¼" x 32¾"	120	22½" x 21"	1355	NEMA 5-15P	115 lbs.
GRSDS-30D*	4, 12	30" x 24¼" x 32¾"	120	28½" x 21"	1530	NEMA 5-15P	140 lbs.
GRSDS-36D	4, 14	36" x 24¼" x 32¾"	120	34½" x 21"	1810	NEMA 5-20P	160 lbs.
GRSDS-41D↗	6, 16	41" x 24¼" x 32¾"	120/208-240	39½" x 21"	2120	NEMA L14-20P	180 lbs.
GRSDS-52D↗	8, 20	52" x 24¼" x 32¾"	120/208-240	50½" x 21"	2725	NEMA L14-20P	215 lbs.
GRSDS-60D	10, 24	60" x 24¼" x 32¾"	120/208-240	58½" x 21"	3340	NEMA L14-20P	238 lbs.
Triple Shelf							
GRSDS-24T°	6, 15	23¾" x 24¼" x 43¾"	120	22½" x 21"	2015	NEMA 5-20P	164 lbs.
GRSDS-36T	6, 21	35¾" x 24¼" x 43¾"	120/208-240	34½" x 21"	2685	NEMA L14-20P	219 lbs.

* Canadian models use NEMA 5-20P.

‡ For Canada only, external fuse box on top of unit, adds 3" to height.

↗ Requires 2, 120V power cords.

** Canadian models uses NEMA L14-30P.

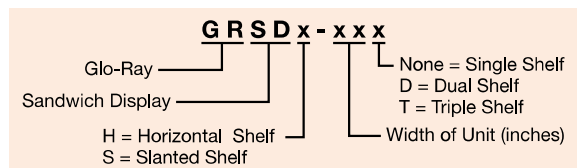
° Not available for Canada.

All Merchandising Warmer Models Feature:

Cord Location: Horizontal Models: Left rear corner toward server side.

Slant Models: Server side, bottom right corner.

OPTIONS AND ACCESSORIES – PAGE 167





Two GRSDH-36D with dual horizontal shelves

Merchandisers

OPTIONS (available at time of purchase only)

ITC-S	Indicating Temperature Control (LED) for single shelf
ITC-D	Indicating Temperature Control (LED) for dual shelf
SSEND	Stainless Steel End Panels in lieu of Glass End Panels
5" Sneeze Guard (GRSDS one side, GRSDH two sides) –	
GRSD24BP	24" wide models
GRSD30BP	30" wide models
GRSD36BP	36" wide models
GRSD41BP	41" wide models
GRSD52BP	52" wide models
GRSD60BP	60" wide models
HAL	60 Watt Halogen Bulb in lieu of Standard Display Light
GRSDFLIPLOCK1	Flip-Up Door Locking Plate (for GRSDS, GRSDS-xxD, and GRSDS-xxT 24" to 41" wide models)
GRSDFLIPLOCK2	Flip-up Door Locking Plates (for GRSDS and GRSDS-xxD 52" to 60" wide models)

Display Sign Holder (Signs not included) – Color Matches Unit Color – Top or Intermediate Shelf (Slant or Horizontal models) –

GRSD-SIGN24	24" width. Requires 22 $\frac{5}{8}$ "W x 3 $\frac{7}{8}$ "H x $\frac{1}{16}$ "D sign
GRSD-SIGN30	30" width. Requires 28 $\frac{5}{8}$ "W x 3 $\frac{7}{8}$ "H x $\frac{1}{16}$ "D sign
GRSD-SIGN36	36" width. Requires 34 $\frac{5}{8}$ "W x 3 $\frac{7}{8}$ "H x $\frac{1}{16}$ "D sign
GRSD-SIGN41	41" width. Requires 39 $\frac{5}{8}$ "W x 3 $\frac{7}{8}$ "H x $\frac{1}{16}$ "D sign
GRSD-SIGN52	52" width. Requires 50 $\frac{5}{8}$ "W x 3 $\frac{7}{8}$ "H x $\frac{1}{16}$ "D sign
GRSD-SIGN60	60" width. Requires 58 $\frac{5}{8}$ "W x 3 $\frac{7}{8}$ "H x $\frac{1}{16}$ "D sign

Plexi-Glass Flip-Up Doors on one side for GRSDS models – Not compatible with optional Sneeze Guards or Display Sign Holders in same opening –

SDS24FLIP	24" wide models
SDS30FLIP	30" wide models
SDS36FLIP	36" wide models
SDS41FLIP	41" wide models
SDS52FLIP	52" wide models
SDS60FLIP	60" wide models

Plexi-Glass Flip-Up Doors on one side for GRSDH models – Not compatible with optional Sneeze Guards or Display Sign Holders in same opening –

GRSDH24FLIP	24" wide models
GRSDH30FLIP	30" wide models
GRSDH36FLIP	36" wide models
GRSDH41FLIP	41" wide models
GRSDH52FLIP	52" wide models
GRSDH60FLIP	60" wide models

ACCESSORIES (available for purchase at any time)

4" LEGS	4" Adjustable Legs (standard on units GRSDH-41 and larger, GRSDS-36 and larger and all duals)
Chef LED 120V adjustable bulb – bulbs must be rotated down –	
CLED-3000-120	Similar to warm Halogen light
CLED-4000-120	Similar to cool Fluorescent light
GRSDH-DIV	Additional Stainless Steel Divider Rods – Horizontal model
GRSDS-DIV	Additional Stainless Steel Divider Rods – Slant model

OPTIONS (available at time of purchase only)

Designer Colors – Non-standard colors are non-returnable – Glossy Gray standard –

RED	Warm Red
BLACK	Black
GRAY	Gray Granite
WHITE	White Granite
NAVY	Navy Blue
GREEN	Hunter Green
COPPER	Antique Copper

COLORS AND FINISHES – INSIDE BACK COVER



SDS24FLIP shown with brackets for retrofit



CLED-3000 and -4000 Accessory

Glo-Ray® Designer Merchandising Warmers

Boost impulse sales by showcasing your hot foods in the Hatco Glo-Ray® Designer Merchandising Warmers. Designed specifically for displaying wrapped or boxed product, these warmers hold hot food safely at proper serving temperatures.

- Constructed of aluminum and stainless steel with tempered glass side panels
- Pre-focused infrared top heat directs heat to the outer edges where heat loss is greatest
- Convenient for self-serve or quick-serve areas
- Available in single- or two-tier models
- Horizontal or slant shelves
- Thermostatically-controlled hardcoated heated base extends holding times

- Product divider rods sort food displays
- Shatter-resistant incandescent lights illuminate the holding areas and emphasize the product



GR2SDH-30 with optional Designer Black inset panels and accessory flip-up plexi-glass door

NOTE: Designer Series width dimensions are 6¼" greater than the number listed in model.

Merchandisers

DESIGNER HORIZONTAL DISPLAY WARMERS

Model [Ⓜ]	No. of Bulbs, Divider Rods	Dimensions W x D x H (Height includes legs)	Voltage	Usable Heated Shelf Space (W x D)	Watts	Plug	Approx. Ship Weight
Single Shelf							
GR2SDH-24	2, 5	30¼" x 27" x 18½"	120	23⅞" x 22"	820	NEMA 5-15P	87 lbs.
GR2SDH-30	2, 6	36¼" x 27" x 18½"	120	29⅞" x 22"	1020	NEMA 5-15P	120 lbs.
GR2SDH-36	2, 7	42¼" x 27" x 18½"	120	35⅞" x 22"	1220	NEMA 5-15P	129 lbs.
GR2SDH-42*	4, 8	48¼" x 27" x 18½"	120	41⅞" x 22"	1490	NEMA 5-15P	138 lbs.
GR2SDH-48*	4, 9	54¼" x 27" x 18½"	120	47⅞" x 22"	1690	NEMA 5-15P	160 lbs.
GR2SDH-54	4, 10	60¼" x 27" x 18½"	120	53⅞" x 22"	1890	NEMA 5-20P	172 lbs.
GR2SDH-60	6, 12	66¼" x 27" x 18½"	120	59⅞" x 22"	2210	NEMA 5-30P	200 lbs.
Dual Shelf							
GR2SDH-24D*	4, 10	30¼" x 27" x 29"	120	23⅞" x 22"	1640	NEMA 5-15P	126 lbs.
GR2SDH-30D	4, 12	36¼" x 27" x 29"	120/208-240	29⅞" x 22"	2040	NEMA L14-20P	158 lbs.
GR2SDH-36D	4, 14	42¼" x 27" x 29"	120/208-240	35⅞" x 22"	2440	NEMA L14-20P	205 lbs.
GR2SDH-42D	8, 16	48¼" x 27" x 29"	120/208-240	41⅞" x 22"	2980	NEMA L14-20P	225 lbs.
GR2SDH-48D	8, 18	54¼" x 27" x 29"	120/208-240	47⅞" x 22"	3380	NEMA L14-20P	254 lbs.
GR2SDH-54D	8, 20	60¼" x 27" x 29"	120/208-240	53⅞" x 22"	3780	NEMA L14-20P	274 lbs.
GR2SDH-60D	12, 24	66¼" x 27" x 29"	120/208-240	59⅞" x 22"	4420	NEMA L14-30P	328 lbs.

DESIGNER SLANT DISPLAY WARMERS

Model [Ⓜ]	No. of Bulbs, Divider Rods	Dimensions W x D x H (Height includes legs)	Voltage	Usable Heated Shelf Space (W x D)	Watts	Plug	Approx. Ship Weight
Single Shelf							
GR2SDS-24	2, 5	30¼" x 26¾" x 22⅞"	120	23⅞" x 22"	820	NEMA 5-15P	102 lbs.
GR2SDS-30	2, 6	36¼" x 26¾" x 22⅞"	120	29⅞" x 22"	1020	NEMA 5-15P	110 lbs.
GR2SDS-36	2, 7	42¼" x 26¾" x 22⅞"	120	35⅞" x 22"	1220	NEMA 5-15P	136 lbs.
GR2SDS-42*	4, 8	48¼" x 26¾" x 22⅞"	120	41⅞" x 22"	1490	NEMA 5-15P	155 lbs.
GR2SDS-48*	4, 9	54¼" x 26¾" x 22⅞"	120	47⅞" x 22"	1690	NEMA 5-15P	164 lbs.
GR2SDS-54	4, 10	60¼" x 26¾" x 22⅞"	120	53⅞" x 22"	1890	NEMA 5-20P	182 lbs.
GR2SDS-60	6, 12	66¼" x 26¾" x 22⅞"	120	59⅞" x 22"	2210	NEMA 5-30P	202 lbs.
Dual Shelf							
GR2SDS-24D*	4, 10	30¼" x 26¾" x 33⅞"	120	23⅞" x 22"	1640	NEMA 5-15P	160 lbs.
GR2SDS-30D	4, 12	36¼" x 26¾" x 33⅞"	120/208-240	29⅞" x 22"	2040	NEMA L14-20P	184 lbs.
GR2SDS-36D	4, 14	42¼" x 26¾" x 33⅞"	120/208-240	35⅞" x 22"	2440	NEMA L14-20P	200 lbs.
GR2SDS-42D	8, 16	48¼" x 26¾" x 33⅞"	120/208-240	41⅞" x 22"	2980	NEMA L14-20P	218 lbs.
GR2SDS-48D	8, 18	54¼" x 26¾" x 33⅞"	120/208-240	47⅞" x 22"	3380	NEMA L14-20P	255 lbs.
GR2SDS-54D	8, 20	60¼" x 26¾" x 33⅞"	120/208-240	53⅞" x 22"	3780	NEMA L14-20P	265 lbs.
GR2SDS-60D	12, 24	66¼" x 26¾" x 33⅞"	120/208-240	59⅞" x 22"	4420	NEMA L14-30P	296 lbs.

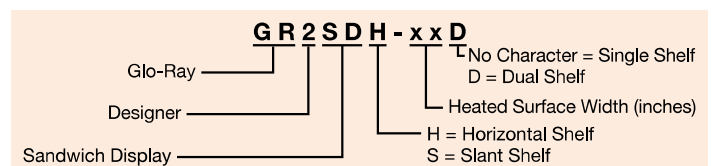
[Ⓜ] When no color is specified, color inset panels and corner caps will be Black.

* Canadian models use NEMA 5-20P.

All Designer Display Warmer Models Feature:

Cord Location: Server side, bottom center.

OPTIONS AND ACCESSORIES – PAGE 169





GR2SDS-24D with optional Designer color inset panels

FSDT-1 with accessory food pans

Merchandisers

OPTIONS (available at time of purchase only)

Designer Corner Caps – Designer Black standard –
DKGRAY Dark Gray Corner Caps

5" Sneeze Guard – Customer side only on Slant models –

GR2SD24BP	30 1/4" wide models
GR2SD30BP	36 1/4" wide models
GR2SD36BP	42 1/4" wide models
GR2SD42BP	48 1/4" wide models
GR2SD48BP	54 1/4" wide models
GR2SD54BP	60 1/4" wide models
GR2SD60BP	66 1/4" wide models

Plexi-Glass Flip-up Doors – on Control or Customer Side –

2SDS24FLIP	30 1/8" wide models
2SDS30FLIP	36 1/8" wide models
2SDS36FLIP	42 1/8" wide models
2SDS42FLIP	48 1/8" wide models
2SDS48FLIP	54 1/8" wide models - split doors
2SDS54FLIP	60 1/8" wide models - split doors
2SDS60FLIP	66 1/8" wide models - split doors

2SDHFRTGLS Front Glass in lieu of Channel Dividers and Divider Rods. Cannot have Sneeze Guards or Flip-Up Doors (GR2SDH series, single models only)

2SDHFRTGLS-D Front Glass in lieu of Channel Dividers and Divider Rods. Cannot have Sneeze Guards or Flip-Up Doors (GR2SDH series, dual models only)

HAL 60 Watt Halogen Bulb in lieu of Standard Display Light

SS-ITC Indicating Temperature Control (LED) for single shelf (adds 1 1/8" to Horizontal model depth and 1 3/4" to Slant model depth)

DS-ITC Indicating Temperature Control (LED) for dual shelf (adds 1 7/8" to Horizontal model depth and 1 3/4" to Slant model depth)

ACCESSORIES (available for purchase at any time)

2SD-DIV Additional Stainless Steel Divider Rods

Chef LED 120V adjustable bulb – bulbs must be rotated down –

CLED-3000-120 Similar to warm Halogen light

CLED-4000-120 Similar to cool Fluorescent light

COLORS AND FINISHES – INSIDE BACK COVER

OPTIONS

(available at time of purchase only)

Designer Colors –

Non-standard colors are non-returnable –

Clear Anodized Aluminum standard –

RED	Warm Red
BLACK	Black
GRAY	Gray Granite
WHITE	White Granite
NAVY	Navy Blue
GREEN	Hunter Green
COPPER	Antique Copper

Designer Inset Panel Colors –

Non-standard colors are non-returnable –

Black standard –

RED	Warm Red
GRAY	Gray Granite
WHITE	White Granite
NAVY	Navy Blue
GREEN	Hunter Green
COPPER	Antique Copper



SS-ITC Optional



DS-ITC Optional

CLED-3000 and -4000 Accessory



Heated LED Merchandisers

The Heated Merchandiser with LED lighting is sleekly designed to safely hold hot packaged food to attract your grab-and-go customers. Available in slant or horizontal shelves, the Heated LED Merchandising Warmers are offered in both single and dual shelf models.

- Choose from slant or horizontal, single or dual shelf models
- Infrared heat safely holds hot packaged product for hours
- High efficiency LED lighting creates better illumination of food product in the holding area
- Feature a thermostatically-controlled hardcoated heated base shelf
- Hinged glass side panels are held in place magnetically and swing out for easy cleaning

- An optional Indicating Temperature Control (ITC) enhances accurate control of temperature



HXMS-36D
in standard
Designer Black

Merchandisers

HORIZONTAL HEATED LED MERCHANDISING WARMERS

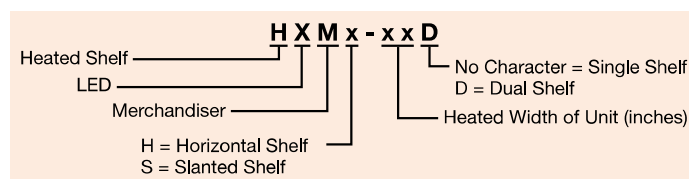
Model	Divider Rods	Dimensions (W x D x H) <i>Height includes legs</i>	Heated Shelf Space (W x D)	Voltage	Watts	Amps	Plug	Approx. Ship Weight
Horizontal Single Shelf								
HXMH-24	5	28" x 28 $\frac{1}{8}$ " x 21 $\frac{1}{8}$ "	22 $\frac{3}{8}$ " x 21 $\frac{3}{4}$ "	120	700	5.8	NEMA 5-15P	120 lbs.
HXMH-30	6	34" x 28 $\frac{1}{8}$ " x 21 $\frac{1}{8}$ "	28 $\frac{3}{8}$ " x 21 $\frac{3}{4}$ "	120	900	7.5	NEMA 5-15P	133 lbs.
HXMH-36	7	40" x 28 $\frac{1}{8}$ " x 21 $\frac{1}{8}$ "	34 $\frac{3}{8}$ " x 21 $\frac{3}{4}$ "	120	1100	9.2	NEMA 5-15P	145 lbs.
HXMH-42	8	46" x 28 $\frac{1}{8}$ " x 21 $\frac{1}{8}$ "	40 $\frac{3}{8}$ " x 21 $\frac{3}{4}$ "	120	1200	10.0	NEMA 5-15P	161 lbs.
HXMH-48	9	52" x 28 $\frac{1}{8}$ " x 21 $\frac{1}{8}$ "	46 $\frac{3}{8}$ " x 21 $\frac{3}{4}$ "	120	1450	12.1	NEMA 5-20P	190 lbs.
HXMH-54	10	58" x 28 $\frac{1}{8}$ " x 21 $\frac{1}{8}$ "	52 $\frac{3}{8}$ " x 21 $\frac{3}{4}$ "	120	1650	13.8	NEMA 5-20P	200 lbs.
HXMH-60	12	64" x 28 $\frac{1}{8}$ " x 21 $\frac{1}{8}$ "	58 $\frac{3}{8}$ " x 21 $\frac{3}{4}$ "	120	1850	15.4	NEMA 5-20P	206 lbs.
Horizontal Dual Shelf								
HXMH-24D	10	28" x 28 $\frac{1}{8}$ " x 32 $\frac{1}{4}$ "	22 $\frac{3}{8}$ " x 21 $\frac{3}{4}$ "	120	1400	11.7	NEMA 5-15P	160 lbs.
HXMH-30D	12	34" x 28 $\frac{1}{8}$ " x 32 $\frac{1}{4}$ "	28 $\frac{3}{8}$ " x 21 $\frac{3}{4}$ "	120/208-240	1800	7.5	NEMA L14-20P	185 lbs.
HXMH-36D	14	40" x 28 $\frac{1}{8}$ " x 32 $\frac{1}{4}$ "	34 $\frac{3}{8}$ " x 21 $\frac{3}{4}$ "	120/208-240	2200	9.2	NEMA L14-20P	205 lbs.
HXMH-42D	16	46" x 28 $\frac{1}{8}$ " x 32 $\frac{1}{4}$ "	40 $\frac{3}{8}$ " x 21 $\frac{3}{4}$ "	120/208-240	2400	10.0	NEMA L14-20P	220 lbs.
HXMH-48D	18	52" x 28 $\frac{1}{8}$ " x 32 $\frac{1}{4}$ "	46 $\frac{3}{8}$ " x 21 $\frac{3}{4}$ "	120/208-240	2900	12.1	NEMA L14-20P	244 lbs.
HXMH-54D	20	58" x 28 $\frac{1}{8}$ " x 32 $\frac{1}{4}$ "	52 $\frac{3}{8}$ " x 21 $\frac{3}{4}$ "	120/208-240	3300	13.8	NEMA L14-20P	271 lbs.
HXMH-60D	24	64" x 28 $\frac{1}{8}$ " x 32 $\frac{1}{4}$ "	58 $\frac{3}{8}$ " x 21 $\frac{3}{4}$ "	120/208-240	3700	15.4	NEMA L14-20P	300 lbs.

SLANT HEATED LED MERCHANDISING WARMERS

Model	Divider Rods	Dimensions (W x D x H) <i>Height includes legs</i>	Heated Shelf Space (W x D)	Voltage	Watts	Amps	Plug	Approx. Ship Weight
Slant Single Shelf								
HXMS-24	5	28" x 28 $\frac{1}{8}$ " x 21 $\frac{3}{4}$ "	22 $\frac{3}{8}$ " x 21 $\frac{3}{4}$ "	120	700	5.8	NEMA 5-15P	112 lbs.
HXMS-30	6	34" x 28 $\frac{1}{8}$ " x 21 $\frac{3}{4}$ "	28 $\frac{3}{8}$ " x 21 $\frac{3}{4}$ "	120	900	7.5	NEMA 5-15P	133 lbs.
HXMS-36	7	40" x 28 $\frac{1}{8}$ " x 21 $\frac{3}{4}$ "	34 $\frac{3}{8}$ " x 21 $\frac{3}{4}$ "	120	1100	9.2	NEMA 5-15P	150 lbs.
HXMS-42	8	46" x 28 $\frac{1}{8}$ " x 21 $\frac{3}{4}$ "	40 $\frac{3}{8}$ " x 21 $\frac{3}{4}$ "	120	1200	10.0	NEMA 5-15P	161 lbs.
HXMS-48	9	52" x 28 $\frac{1}{8}$ " x 21 $\frac{3}{4}$ "	46 $\frac{3}{8}$ " x 21 $\frac{3}{4}$ "	120	1450	12.1	NEMA 5-20P	188 lbs.
HXMS-54	10	58" x 28 $\frac{1}{8}$ " x 21 $\frac{3}{4}$ "	52 $\frac{3}{8}$ " x 21 $\frac{3}{4}$ "	120	1650	13.8	NEMA 5-20P	205 lbs.
HXMS-60	12	64" x 28 $\frac{1}{8}$ " x 21 $\frac{3}{4}$ "	58 $\frac{3}{8}$ " x 21 $\frac{3}{4}$ "	120	1850	15.4	NEMA 5-20P	205 lbs.
Slant Dual Shelf								
HXMS-24D	10	28" x 28 $\frac{1}{8}$ " x 32 $\frac{3}{4}$ "	22 $\frac{3}{8}$ " x 21 $\frac{3}{4}$ "	120	1400	11.7	NEMA 5-15P	160 lbs.
HXMS-30D	12	34" x 28 $\frac{1}{8}$ " x 32 $\frac{3}{4}$ "	28 $\frac{3}{8}$ " x 21 $\frac{3}{4}$ "	120/208-240	1800	7.5	NEMA L14-20P	187 lbs.
HXMS-36D	14	40" x 28 $\frac{1}{8}$ " x 32 $\frac{3}{4}$ "	34 $\frac{3}{8}$ " x 21 $\frac{3}{4}$ "	120/208-240	2200	9.2	NEMA L14-20P	208 lbs.
HXMS-42D	16	46" x 28 $\frac{1}{8}$ " x 32 $\frac{3}{4}$ "	40 $\frac{3}{8}$ " x 21 $\frac{3}{4}$ "	120/208-240	2400	10.0	NEMA L14-20P	232 lbs.
HXMS-48D	18	52" x 28 $\frac{1}{8}$ " x 32 $\frac{3}{4}$ "	46 $\frac{3}{8}$ " x 21 $\frac{3}{4}$ "	120/208-240	2900	12.1	NEMA L14-20P	245 lbs.
HXMS-54D	20	58" x 28 $\frac{1}{8}$ " x 32 $\frac{3}{4}$ "	52 $\frac{3}{8}$ " x 21 $\frac{3}{4}$ "	120/208-240	3300	13.8	NEMA L14-20P	270 lbs.
HXMS-60D	24	64" x 28 $\frac{1}{8}$ " x 32 $\frac{3}{4}$ "	58 $\frac{3}{8}$ " x 21 $\frac{3}{4}$ "	120/208-240	3700	15.4	NEMA L14-20P	291 lbs.

All Heated LED Merchandising Warmer Models Feature:
Cord Location: Server side, bottom center on left side of control box.

OPTIONS AND ACCESSORIES – PAGE 172





Heated Zone Merchandisers

The energy-efficient Hatco Heated Zone Merchandiser safely holds hot packaged food in eye catching design to draw in your customers, while LED lighting showcases your food product. Hatco's Spot-On® Technology will reduce your energy consumption while keeping your foods at the desired temperature.

- Spot-On technology turns overhead heat on only when product is present in that zone, while base heat goes from energy saving mode to the temperature you set
- Our fast action ribbon elements will be up to temperature in less than 10 seconds
- Choose from slant or horizontal shelves, single or dual shelf models, and in 2 to 12 zones depending on the model size
- LCD display scans and displays the various zone settings

- Hinged glass side panels swing out for easy cleaning
- Channel dividers are held in place by magnets, giving the unit more heated surface



HZMH-24 in standard Designer Black



Merchandisers

HORIZONTAL HEATED ZONE MERCHANDISING WARMERS

Model	Zones per Shelf	Divider Rods	Dimensions (W x D x H) <i>Height includes legs</i>	Usable Heated Surface per Zone (W x D)	Voltage Single Phase	Watts	Plug	Approx. Ship Weight
Horizontal Single Shelf								
HZMH-24	2	3	28" x 28 ⁵ / ₈ " x 21 ¹ / ₈ "	20" x 21 ¹ / ₄ "	120	750	NEMA 5-15P	125 lbs
HZMH-30	4	4	34" x 28 ⁵ / ₈ " x 21 ¹ / ₈ "	12 ³ / ₈ " x 21 ¹ / ₄ "	120	1350	NEMA 5-15P	141 lbs
HZMH-36	4	4	40" x 28 ⁵ / ₈ " x 21 ¹ / ₈ "	15 ³ / ₈ " x 21 ¹ / ₄ "	120	1400	NEMA 5-15P	159 lbs
HZMH-42	4	6	46" x 28 ⁵ / ₈ " x 21 ¹ / ₈ "	18 ³ / ₈ " x 21 ¹ / ₄ "	120	1450	NEMA 5-20P	172 lbs
HZMH-48	4	6	52" x 28 ⁵ / ₈ " x 21 ¹ / ₈ "	21 ³ / ₈ " x 21 ¹ / ₄ "	120	1500	NEMA 5-20P	182 lbs
HZMH-54	6	6	58" x 28 ⁵ / ₈ " x 21 ¹ / ₈ "	15 ¹ / ₁₆ " x 21 ¹ / ₄ "	120	2100	NEMA 5-30P	202 lbs
HZMH-60	6	9	64" x 28 ⁵ / ₈ " x 21 ¹ / ₈ "	17 ¹ / ₁₆ " x 21 ¹ / ₄ "	120	2150	NEMA 5-30P	216 lbs
Horizontal Dual Shelf								
HZMH-24D	2	6	28" x 28 ⁵ / ₈ " x 32 ⁷ / ₈ "	20" x 21 ¹ / ₄ "	120	1500	NEMA 5-20P	176 lbs
HZMH-30D	4	8	34" x 28 ⁵ / ₈ " x 32 ⁷ / ₈ "	12 ³ / ₈ " x 21 ¹ / ₄ "	120/208-240	2700	NEMA L14-20P	204 lbs
HZMH-36D	4	8	40" x 28 ⁵ / ₈ " x 32 ⁷ / ₈ "	15 ³ / ₈ " x 21 ¹ / ₄ "	120/208-240	2800	NEMA L14-20P	228 lbs
HZMH-42D	4	12	46" x 28 ⁵ / ₈ " x 32 ⁷ / ₈ "	18 ³ / ₈ " x 21 ¹ / ₄ "	120/208-240	2900	NEMA L14-20P	246 lbs
HZMH-48D	4	12	52" x 28 ⁵ / ₈ " x 32 ⁷ / ₈ "	21 ³ / ₈ " x 21 ¹ / ₄ "	120/208-240	3000	NEMA L14-20P	265 lbs
HZMH-54D	6	12	58" x 28 ⁵ / ₈ " x 32 ⁷ / ₈ "	15 ¹ / ₁₆ " x 21 ¹ / ₄ "	120/208-240	4200	NEMA L14-30P	308 lbs
HZMH-60D	6	18	64" x 28 ⁵ / ₈ " x 32 ⁷ / ₈ "	17 ¹ / ₁₆ " x 21 ¹ / ₄ "	120/208-240	4300	NEMA L14-30P	331 lbs

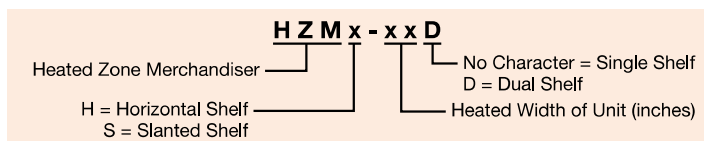
SLANT HEATED ZONE MERCHANDISING WARMERS

Model	Zones per Shelf	Divider Rods	Dimensions (W x D x H) <i>Height includes legs</i>	Usable Heated Surface per Zone (W x D)	Voltage Single Phase	Watts	Plug	Approx. Ship Weight
Slant Single Shelf								
HZMS-24	2	3	28" x 28 ¹ / ₈ " x 21 ¹ / ₄ "	20" x 21 ¹ / ₄ "	120	750	NEMA 5-15P	120 lbs
HZMS-30	4	4	34" x 28 ¹ / ₈ " x 21 ¹ / ₄ "	12 ³ / ₈ " x 21 ¹ / ₄ "	120	1350	NEMA 5-15P	145 lbs
HZMS-36	4	4	40" x 28 ¹ / ₈ " x 21 ¹ / ₄ "	15 ³ / ₈ " x 21 ¹ / ₄ "	120	1400	NEMA 5-15P	159 lbs
HZMS-42	4	6	46" x 28 ¹ / ₈ " x 21 ¹ / ₄ "	18 ³ / ₈ " x 21 ¹ / ₄ "	120	1450	NEMA 5-20P	172 lbs
HZMS-48	4	6	52" x 28 ¹ / ₈ " x 21 ¹ / ₄ "	21 ³ / ₈ " x 21 ¹ / ₄ "	120	1500	NEMA 5-20P	187 lbs
HZMS-54	6	6	58" x 28 ¹ / ₈ " x 21 ¹ / ₄ "	15 ¹ / ₁₆ " x 21 ¹ / ₄ "	120	2100	NEMA 5-30P	202 lbs
HZMS-60	6	9	64" x 28 ¹ / ₈ " x 21 ¹ / ₄ "	17 ¹ / ₁₆ " x 21 ¹ / ₄ "	120	2150	NEMA 5-30P	216 lbs
Slant Dual Shelf								
HZMS-24D	2	6	28" x 28 ¹ / ₈ " x 32 ³ / ₄ "	20" x 21 ¹ / ₄ "	120	1500	NEMA 5-20P	176 lbs
HZMS-30D	4	8	34" x 28 ¹ / ₈ " x 32 ³ / ₄ "	12 ³ / ₈ " x 21 ¹ / ₄ "	120/208-240	2700	NEMA L14-20P	209 lbs
HZMS-36D	4	8	40" x 28 ¹ / ₈ " x 32 ³ / ₄ "	15 ³ / ₈ " x 21 ¹ / ₄ "	120/208-240	2800	NEMA L14-20P	223 lbs
HZMS-42D	4	12	46" x 28 ¹ / ₈ " x 32 ³ / ₄ "	18 ³ / ₈ " x 21 ¹ / ₄ "	120/208-240	2900	NEMA L14-20P	248 lbs
HZMS-48D	4	12	52" x 28 ¹ / ₈ " x 32 ³ / ₄ "	21 ³ / ₈ " x 21 ¹ / ₄ "	120/208-240	3000	NEMA L14-20P	263 lbs
HZMS-54D	6	12	58" x 28 ¹ / ₈ " x 32 ³ / ₄ "	15 ¹ / ₁₆ " x 21 ¹ / ₄ "	120/208-240	4200	NEMA L14-30P	298 lbs
HZMS-60D	6	18	64" x 28 ¹ / ₈ " x 32 ³ / ₄ "	17 ¹ / ₁₆ " x 21 ¹ / ₄ "	120/208-240	4300	NEMA L14-30P	332 lbs

All Heated Zone Merchandising Warmer Models Feature:

Cord Location: Server side, bottom center on left side of control box.

OPTIONS AND ACCESSORIES – PAGE 172





HZMS-48D in standard *Designer Black* with optional LED accent lighting in support posts

OPTIONS (available at time of purchase only)

Designer Colors – Non-standard colors are non-returnable – Black standard –

RED	Warm Red
GRAY	Gray Granite
WHITE	White Granite
NAVY	Navy Blue
GREEN	Hunter Green
COPPER	Antique Copper

HZM-LP	Red LED Accent Lighting in support post (HXM and HZM models)
---------------	--

Wire Guards – Single shelf, Slant and Horizontal models – HZM models only –

HZMWG-24	Wire Guard on -24 models
HZMWG-30 -36 -42 -48	Wire Guard on -30, -36, -42 or -48 models
HZMWG-54 -60	Wire Guard on -54 or -60 models

Wire Guards – Dual shelf, Slant and Horizontal models – HZM models only –

HZMWG-24D	Wire Guard on -24D Models
HZMWG-30D -36D -42D -48D	Wire Guard on -30D, -36D, -42D or -48D Models
HZMWG-54D -60D	Wire Guard on -54D or -60D Models

SS-ITC	Indicating Temperature Control (LED) for single shelf (for HXM models only)
---------------	---

DS-ITC	Indicating Temperature Control (LED) for dual shelf (for HXM models only)
---------------	---

Sneeze Guards – HXM and HZM models – Not compatible with Flip-Up Doors in same opening –

HZM24BP	5" Sneeze Guard on Customer Side on -24 models
HZM30BP	5" Sneeze Guard on Customer Side on -30 models
HZM36BP	5" Sneeze Guard on Customer Side on -36 models
HZM42BP	5" Sneeze Guard on Customer Side on -42 models
HZM48BP	5" Sneeze Guard on Customer Side on -48 models
HZM54BP	5" Sneeze Guard on Customer Side on -54 models
HZM60BP	5" Sneeze Guard on Customer Side on -60 models

Flip-Up Doors – HXM and HZM models – Not compatible with Sneeze Guards in same opening, one side only –

HZM24FLIP	Plexi-Glass Flip-up Doors on Control or Customer side on -24 models
HZM30FLIP	Plexi-Glass Flip-up Doors on Control or Customer side on -30 models
HZM36FLIP	Plexi-Glass Flip-up Doors on Control or Customer side on -36 models
HZM42FLIP	Plexi-Glass Flip-up Doors on Control or Customer side on -42 models
HZM48FLIP	Plexi-Glass Flip-up Doors on Control or Customer side on -48 models
HZM54FLIP	Plexi-Glass Flip-up Doors on Control or Customer side on -54 models
HZM60FLIP	Plexi-Glass Flip-up Doors on Control or Customer side on -60 models

ACCESSORIES (available for purchase at any time)

HZM-DIV	Additional Stainless Steel Divider Rods (HXM and HZM models)
----------------	--

COLORS AND FINISHES – INSIDE BACK COVER

Glo-Ray® Heated Glass Merchandisers

Hatco's patented heated glass shelves provide maximum product visibility while increasing product capacity. All models are available in *Designer* colors or stainless steel, with tempered glass end panels, a thermostatically-controlled heated base, product divider rods and 2½" legs.

- The heated glass shelves make these self-serve merchandisers uniquely visual
- Patented heated glass shelf provides an even heat source for top and bottom heat to safely hold product
- Thermostatically-controlled, hardcoated heated base
- Standard 2½" adjustable legs (adds 2⅜" to height of unit)
- Available in horizontal or slanted versions to meet your needs or style
- *Designer* color models, posts, base panels and sign holder for top and middle shelves optional. Non-standard colors are non-returnable
- Flip-up doors and 4" legs available
- LED lights showcase food product and saves energy and money
- Modular design accommodates side-by-side expansion



GR3SDH-39
in optional
Stainless Steel finish



GR3SDS-39D
in optional
Designer Navy Blue

Merchandisers

HORIZONTAL DISPLAY WARMERS WITH HEATED GLASS

Model	No. of Rods	Dimensions W x D x H †	Usable Heated Shelf Space (W x D)	Voltage	Watts	Plug	Approx. Ship Weight
Single Shelf							
GR3SDH-27	10	27¼" x 27¼" x 13¾"	22 ¹⁶ / ₂₅ " x 20 ¹⁶ / ₂₅ "	120	997	NEMA 5-15P	108 lbs.
GR3SDH-33	12	33¼" x 27¼" x 13¾"	28 ¹⁶ / ₂₅ " x 20 ¹⁶ / ₂₅ "	120	1251	NEMA 5-15P	120 lbs.
GR3SDH-39*	14	39¼" x 27¼" x 13¾"	34 ¹⁶ / ₂₅ " x 20 ¹⁶ / ₂₅ "	120	1505	NEMA 5-15P	133 lbs.
Dual Shelf							
GR3SDH-27D*	15	27¼" x 27¼" x 23½"	22 ¹⁶ / ₂₅ " x 20 ¹⁶ / ₂₅ "	120	1769	NEMA 5-15P	147 lbs.
GR3SDH-33D	18	33¼" x 27¼" x 23½"	28 ¹⁶ / ₂₅ " x 20 ¹⁶ / ₂₅ "	120/208-240	2227	NEMA L14-20P	166 lbs.
GR3SDH-39D	21	39¼" x 27¼" x 23½"	34 ¹⁶ / ₂₅ " x 20 ¹⁶ / ₂₅ "	120/208-240	2685	NEMA L14-20P	194 lbs.

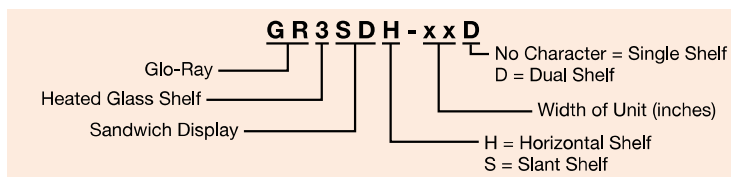
SLANT DISPLAY WARMERS WITH HEATED GLASS

Model	No. of Rods	Dimensions W x D x H †	Usable Heated Shelf Space (W x D)	Voltage	Watts	Plug	Approx. Ship Weight
Single Shelf							
GR3SDS-27	10	27¼" x 26⅞" x 18⅞"	22 ¹⁶ / ₂₅ " x 20 ¹⁶ / ₂₅ "	120	997	NEMA 5-15P	115 lbs.
GR3SDS-33	12	33¼" x 26⅞" x 18⅞"	28 ¹⁶ / ₂₅ " x 20 ¹⁶ / ₂₅ "	120	1251	NEMA 5-15P	127 lbs.
GR3SDS-39	14	39¼" x 26⅞" x 18⅞"	34 ¹⁶ / ₂₅ " x 20 ¹⁶ / ₂₅ "	120	1505	NEMA 5-15P	156 lbs.
Dual Shelf							
GR3SDS-27D	15	27¼" x 26⅞" x 28⅞"	22 ¹⁶ / ₂₅ " x 20 ¹⁶ / ₂₅ "	120	1769	NEMA 5-15P	164 lbs.
GR3SDS-33D	18	33¼" x 26⅞" x 28⅞"	28 ¹⁶ / ₂₅ " x 20 ¹⁶ / ₂₅ "	120/208-240	2227	NEMA L14-20P	190 lbs.
GR3SDS-39D	21	39¼" x 26⅞" x 28⅞"	34 ¹⁶ / ₂₅ " x 20 ¹⁶ / ₂₅ "	120/208-240	2685	NEMA L14-20P	206 lbs.

† Height does not include 2⅜" legs.
* Canadian models use NEMA 5-20P.

All Heated Glass Display Warmer Models Feature:
Cord Location: Server side, bottom right corner.

OPTIONS AND ACCESSORIES – PAGE 174





GR3SDS-39D in optional
Designer Antique Copper

OPTIONS (available at time of purchase only)

Designer Colors – Non-standard colors are non-returnable – Black standard –

RED	Warm Red
GRAY	Gray Granite
WHITE	White Granite
NAVY	Navy Blue
GREEN	Hunter Green
COPPER	Antique Copper
GR3-SS	Stainless Steel Body and Base (unpainted posts)
GR3SD27BP	5" Sneeze Guard on Customer side on 27¼" wide models
GR3SD33BP	5" Sneeze Guard on Customer side on 33¼" wide models
GR3SD39BP	5" Sneeze Guard on Customer side on 39¼" wide models
3SD27FLIP	Plexi-Glass Flip-Up Doors on front or back on 27¼" wide models
3SD33FLIP	Plexi-Glass Flip-Up Doors on front or back on 33¼" wide models
3SD39FLIP	Plexi-Glass Flip-Up Doors on front or back on 39¼" wide models
3SDEND	Plexi-Glass End Panels in lieu of Glass End Panels

Painted Shelf Sign Holder (Signs not included) – Color matches unit color – Top or Intermediate Shelf – (Slant or Horizontal models) –

3SD27SIGN	27" width model. Requires 27"W x 2¼"H x ¼"D Sign
3SD33SIGN	33" width model. Requires 33"W x 2¼"H x ¼"D Sign
3SD39SIGN	39" width model. Requires 39"W x 2¼"H x ¼"D Sign

ACCESSORIES (available for purchase at any time)

4" LEGS	4" Adjustable Legs
3SD-DIV	Additional Stainless Steel Divider Rods

COLORS AND FINISHES – INSIDE BACK COVER

Glo-Ray® Heated Glass Merchandisers

Glo-Ray® Heated Glass Merchandising Warmers are perfect for self-serve operations, designed specifically to hold hot wrapped or boxed product at optimum serving temperatures. Increasing holding capacities and impulse sales with a beautiful curved design that compliments any décor.

- Unique, patented heated glass shelves with infinite controls conduct heat to food product above and below
- Blanket-style heating elements in the hardcoated base and canopy are thermostatically-controlled
- LED lighting allows for optimum food product display with energy saving

- Attractive curved top design includes a built-in top sign holder for your own custom signage, 26.75" W (679 mm) x 3" H (76 mm), at the top front of the unit
- Also comes with: tempered glass side panels, 2.5" legs, thermostatically-controlled heated base and upper canopy, divider rods and comes standard in *Designer Black*



GR3SDS-27TCT in optional *Designer Glossy Gray* and top sign holder (Sign not included)



GR3SDS-39DCT in standard *Designer Black* and top sign holder

Merchandisers

SLANT DISPLAY WARMERS WITH HEATED GLASS

Model	No. of Rods	Dimensions W x D x H †	Usable Heated Shelf Space (W x D)	Voltage	Watts	Plug	Approx. Ship Weight
Dual Shelf							
GR3SDS-27DCT	10	27¼" x 27⅞" x 26⅜"	22⅞" x 20⅞"	120	1340	NEMA 5-15P	155 lbs.
GR3SDS-33DCT	12	33¼" x 27⅞" x 26⅜"	28⅞" x 20⅞"	120	1747	NEMA 5-15P*	175 lbs.
GR3SDS-39DCT	14	39¼" x 27½" x 26½"	34⅞" x 20⅞"	120/208-240	2130	NEMA 5-15P	186 lbs.
Triple Shelf							
GR3SDS-27TCT	15	27¼" x 29" x 34⅞"	22⅞" x 20⅞"	120/208-240	2095	NEMA L14-20P	190 lbs.
GR3SDS-33TCT	18	33¼" x 28" x 34⅞"	28⅞" x 20⅞"	120/208-240	2723	NEMA L14-20P	215 lbs.
GR3SDS-39TCT	21	39¼" x 27½" x 34⅞"	34⅞" x 20⅞"	120/208-240	3310	NEMA L14-20P	230 lbs.

† Height includes 2.5" legs.

* Canadian models use NEMA 5-20P.

All Heated Glass Merchandiser Models Feature:

Cord Location: Server side, bottom right corner.

OPTIONS (available at time of purchase only)

Designer Colors – Non-standard colors are non-returnable – Black standard –

RED	Warm Red
GRAY	Gray Granite
WHITE	White Granite
NAVY	Navy Blue
GREEN	Hunter Green
COPPER	Antique Copper

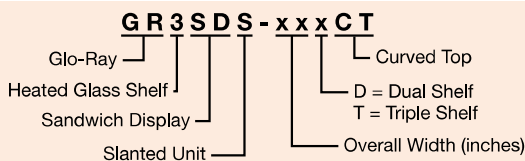
Gloss Finish – Non-standard colors are non-returnable – Black standard –

GGRAY	Glossy Gray
-------	-------------

ACCESSORIES (available for purchase at any time)

4" LEGS	4" Adjustable Legs
3SD-DIV	Additional Stainless Steel Divider Rods

COLORS AND FINISHES – INSIDE BACK COVER



Glo-Ray® Curved Merchandising Warmers

Looking to add a touch of class to a new point-of-sale area or to change or upgrade an existing area? Hatco's Glo-Ray® Curved Merchandising Warmer offers a unique and attractive solution for impulse sales areas.

- Single shelf and dual shelf units come standard with mirrored glass back panel
- Individual thermostatically-controlled heated base with master rocker switch maintains safe serving temperatures
- Halogen lighting allows for optimal food product display
- Humidified dual shelf unit contains a five cup capacity water reservoir
- Models with Simulated Stone are Swanstone®



GRCMW-1 in standard *Designer Black* with food pans (not available)



GRCMW-1DH in standard *Designer Black* with food pans (not available)

Merchandisers

CURVED MERCHANDISING WARMERS

Model	Dimensions W x D x H	Voltage Single Phase	Usable Heated Surface Space (W x D)		Watts	Plug	Approx. Ship Weight
			Top Shelf	Bottom Shelf			
Single Shelf							
GRCMW-1	22½" x 21½" x 19⅞"	120	—	19¾" x 13"	670	NEMA 5-15P	56 lbs.
Dual Shelf							
GRCMW-1D*	26" x 20⅞" x 26⅞"	120	22¾" x 12⅜"	22¾" x 15⅝"	1540	NEMA 5-15P	92 lbs.
Dual Shelf with Humidity							
GRCMW-1DH**	26" x 20⅞" x 26⅞"	120	22¾" x 12⅜"	22¾" x 15⅝"	1660	NEMA 5-15P	100 lbs.

- * Canadian models use NEMA 5-20P.
- ** Humidity on bottom shelf only.

All Curved Merchandising Warmer Models Feature:

Water Reservoir Capacity (GRCMW-1DH model only): 5 cups.
Cord Location: Server side, bottom right corner.

WATER QUALITY REQUIREMENTS – PAGE 247

OPTIONS (available at time of purchase only)

Designer Colors (unit's painted surface) – Non-standard colors are non-returnable – Black standard –

RED	Warm Red
GRAY	Gray Granite
WHITE	White Granite
NAVY	Navy Blue
GREEN	Hunter Green
COPPER	Antique Copper

Simulated Stone Color (unit's painted surface and decorative trim inserts) – Non-standard colors are non-returnable –

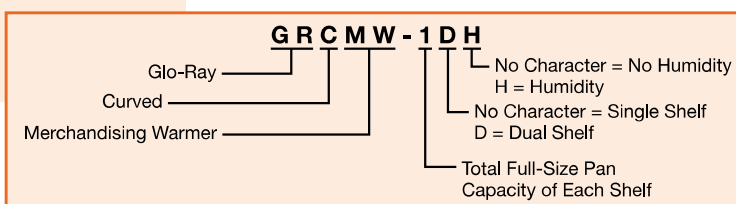
GGRAN	Gray Granite
BSAND	Bermuda Sand
NSKY	Night Sky

CMWDBACKFLIP Top and bottom shelf flip-up doors on server's side in lieu of mirrored back panel (GRCMW-1D, -1DH Models only)

CMWDTOPFLIP Top Shelf Flip-up Door on Customer Side in lieu of Sneeze Guard (GRCMW-1D, -1DH Models only)

FOOD PANS AND TRIVETS – PAGE 245

COLORS AND FINISHES – INSIDE BACK COVER



Glo-Ray® Designer Heated Display Cases

Our *Designer* series Glo-Ray® Heated Display Case with curved glass and incandescent lighting will display your offering with flare and elegance. We combine our thermostatically-controlled heated base and infrared overhead heating to blanket your offering at the perfect temperature.

- The tempered curved glass design offers a great line of sight to draw in your customers
- Exclusive cool base construction
- Rollerless sliding doors
- Available with or without controlled humidity (bottom shelf only)
- Constructed of aluminum and stainless steel with tempered glass
- Curved glass front tilts forward for easy cleaning

- Pre-focused infrared top heat directs heat to the outer edges where heat loss is greatest
- Shatter-resistant incandescent lights illuminate the food product



Humidified reservoir is located in between pans



GRCD-2P with pan rail and optional *Designer* color, backlit sign holder (sign not included) and accessory food pans



GRCD-2PD with optional pan skirt, *Designer* Hunter Green and flip-up doors, and accessory food pans



GRCDH-1PD with pan skirt and new optional flip-up doors and accessory food pans. (top baking dish not available)



GRCDH-3PD shown in standard Stainless Steel with accessory food pans

Merchandisers

DESIGNER DISPLAY CASES

Model	No. of Bulbs	Dimensions (W x D x H) <i>Height includes legs</i>	Usable Heated Shelf Space (W x D)	Voltage Single Phase	Watts	Plug	Approx. Ship Weight
Single Shelf							
GRCD-1P	2	20 ⁵ / ₈ " x 26" x 24"	18 ¹ / ₈ " x 21"	120	410	NEMA 5-15P	95 lbs.
GRCD-2P	3	32 ¹ / ₂ " x 26" x 24"	30" x 21"	120	780	NEMA 5-15P	120 lbs.
GRCD-3P	3	45 ¹ / ₂ " x 26" x 24"	43" x 21"	120	1005	NEMA 5-15P	152 lbs.
Dual Shelf							
GRCD-1PD	4	20 ⁵ / ₈ " x 26" x 31 ³ / ₄ "	18 ¹ / ₈ " x 21"	120	860	NEMA 5-15P	98 lbs.
GRCD-2PD	6	32 ¹ / ₂ " x 26" x 31 ³ / ₄ "	30" x 21"	120	1210	NEMA 5-15P	170 lbs.
GRCD-3PD*	6	45 ¹ / ₂ " x 26" x 31 ³ / ₄ "	43" x 21"	120	1710	NEMA 5-15P	210 lbs.
Single Shelf with Humidity*							
GRCDH-1P	2	20 ⁵ / ₈ " x 26" x 24"	18 ¹ / ₈ " x 21"	120	660	NEMA 5-15P	90 lbs.
GRCDH-2P	3	32 ¹ / ₂ " x 26" x 24"	30" x 21"	120	1030	NEMA 5-15P	124 lbs.
GRCDH-3P*	3	45 ¹ / ₂ " x 26" x 24"	43" x 21"	120	1255	NEMA 5-15P	156 lbs.
Dual Shelf with Humidity*							
GRCDH-1PD	4	20 ⁵ / ₈ " x 26" x 31 ³ / ₄ "	18 ¹ / ₈ " x 21"	120	1110	NEMA 5-15P	120 lbs.
GRCDH-2PD*	6	32 ¹ / ₂ " x 26" x 31 ³ / ₄ "	30" x 21"	120	1460	NEMA 5-15P	174 lbs.
GRCDH-3PD^o	6	45 ¹ / ₂ " x 26" x 31 ³ / ₄ "	43" x 21"	120	1960	NEMA 5-20P	220 lbs.

* Canadian models use NEMA 5-20P.

♦ Humidity on bottom shelf only. Includes pan skirt on bottom shelf.

^o Not available for Canada with Backlit Base Sign Holder, and Canadian models use NEMA 5-30P.

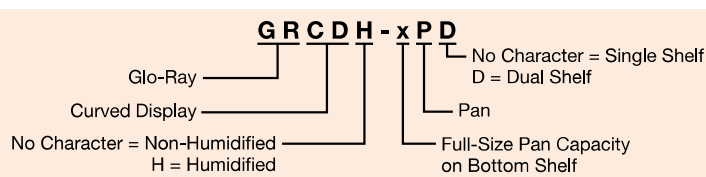
All Designer Display Case Models Feature:

Water Reservoir Capacity (Humidified Models only): 3 quarts.

Cord Location: Server side, bottom right corner.

OPTIONS – PAGE 178

WATER QUALITY REQUIREMENTS – PAGE 247





GRCD-2PD with optional self-closing flip-up doors and *Designer Warm Red*

OPTIONS (available at time of purchase only)

Backlit Base Sign Holder, 120V only (Sign not included) –

BCKLIT SIGN 2-PAN	2-Pan Models (25 lbs.) Requires 32½"W x 5"H x ½"D Translucent Sign
BCKLIT SIGN 3-PAN	3-Pan Models (28 lbs.) Requires 45½"W x 5"H x ½"D Translucent Sign

Self-Closing Flip-Up Doors on both shelves on customer side in lieu of Glass Front (adds ½" depth to unit) –

CD1PDFLIP	1-Pan models
CD2PDFLIP	2-Pan models
CD3PDFLIP	3-Pan models
HAL	60 Watt Halogen Bulb in lieu of Standard Display Light

Pan Skirt on bottom shelf (accommodates 2½"D Pans – standard on humidified models) –

SKIRT-1P	1-Pan model in lieu of Pan Rail
SKIRT-2P	2-Pan model in lieu of Pan Rail
SKIRT-3P	3-Pan model in lieu of Pan Rail
UPPERSKIRT-2P	Pan Skirt for upper shelf of 2-Pan models
UPPERSKIRT-3P	Pan Skirt for upper shelf of 3-Pan models

Mirrored Glass Doors in lieu of Glass Doors (Server side only) –

Single Shelf Models –

MIRROR-1P	1-Pan single model
MIRROR-2P	2-Pan single model
MIRROR-3P	3-Pan single model

Dual Shelf Models –

MIRROR-1PD	1-Pan dual model
MIRROR-2PD	2-Pan dual model
MIRROR-3PD	3-Pan dual model

OPTIONS (available at time of purchase only)

Designer Colors – Non-standard colors are non-returnable – Stainless Steel standard –

RED	Warm Red
BLACK	Black
GRAY	Gray Granite
WHITE	White Granite
NAVY	Navy Blue
GREEN	Hunter Green
COPPER	Antique Copper

COLORS AND FINISHES – INSIDE BACK COVER

FOOD PANS AND TRIVETS – PAGE 245

HEATED DISPLAY CASE MAXIMUM PAN CAPACITIES*

Model	Pan Capacity	Optional Pan Skirt Frames
GRCD-1P	1 Full-Size Pan	One SKIRT-1P
GRCD-2P	2 Full-Size Pans	One SKIRT-2P
GRCD-3P	3 Full-Size Pans	One SKIRT-3P
GRCD-1PD	Top Shelf 1 Half-Size Pan or 1-14" Pizza Pan	None
	Bottom Shelf 1 Full-Size Pan	One SKIRT-1P
GRCD-2PD	Top Shelf 1 Full-Size Pan and 1 Third-Size Pan or 2-14" Pizza Pans	One UPPERSKIRT-2P
	Bottom Shelf 2 Full-Size Pans	One SKIRT-2P
GRCD-3PD	Top Shelf 2 Full-Size Pans or 3-14" Pizza Pans	One UPPERSKIRT-3P
	Bottom Shelf 3 Full-Size Pans	One SKIRT-3P

* All pan capacities shown are for non-humidified models.
2½" deep pans recommended for bottom shelf of humidified models.



Flav-R-Savor® Convected Air, Curved Front Display Cases

This front-of-the-house curved glass merchandiser utilizes convected air technology for superior holding times. Maintaining peak serving temperatures for unwrapped foods makes this Hatco display case perfect for cafeteria and deli-style service.

- Perforated stainless steel shelf not only enhances air movement over food products, but looks great as well
- Focused lighting to enhance and merchandise your food products
- Easy to read, digitally-controlled temperature and humidity (FSCDH-2PD model only) display for precise control
- Standard sign holder promotes your product offering on bottom front of unit (sign not included). Recommended sign dimension: 33 1/8"W x 6"H
- Rear French doors for easy access
- Hinged, tempered front glass panel tilts forward for easy cleaning
- Optional glass shelf available
- Night Sky Simulated Stone panel on bottom shelf is standard, optional in Gray Granite or Bermuda Sand. Non-standard colors are non-returnable
- Models with Simulated Stone are Swanstone®



FSCDH-2PD in standard *Designer* Black with sign holder (sign not included), 3-sided skirt, perforated shelf and Night Sky Simulated Stone base. Also with accessory risers and food pans.

CONVECTED AIR, CURVED FRONT DISPLAY CASES

Model	Dimensions W x D x H	Voltage Single Phase	Watts	Plug	Approx. Ship Weight
Non-Humidified					
FSCD-2PD	34 3/8" x 30 3/8" x 31 1/2"	120	1800	NEMA 5-20P	205 lbs.
Humidified					
FSCDH-2PD	34 3/8" x 31 1/8" x 31 1/2"	120/208-240	2805	NEMA L14-20P	190 lbs.

All Convected Air Display Case Models Feature:

Models Shipped With: Perforated upper shelf, heated Simulated stone base shelf, three-sided skirt and sign holder on bottom front. (sign not included) (recommended sign dimension: 33 1/8"W x 6"H).

Shelf Dimensions: Upper: 31 3/4"W x 16"D.
Lower: 32 1/4"W x 19 3/4"D.

Water Reservoir Capacity (Humidified model only): 7 quarts.

Cord Location: Server side, bottom center on left side of control box.

WATER QUALITY REQUIREMENTS – PAGE 247

OPTIONS (available at time of purchase only)

Designer Colors – Non-standard colors are non-returnable – Black standard –

RED	Warm Red
GRAY	Gray Granite
WHITE	White Granite
NAVY	Navy Blue
GREEN	Hunter Green
COPPER	Antique Copper

Simulated Stone Colors – Non-standard colors are non-returnable – Night Sky standard –

SS-GGRAN	Gray Granite
SS-BSAND	Bermuda Sand
FSCDH-PLUMB	Valve Relocation allows draining from back of unit instead of directly under unit (Humidified model only)
FSCD-GLASS	Glass Center Shelf (in lieu of perforated metal shelf)

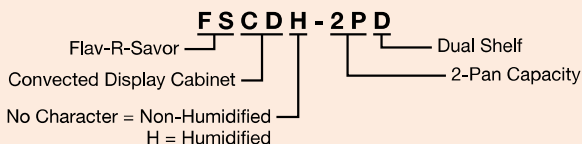
ACCESSORIES (available for purchase at any time)

1RISER10	10"D x 1 1/4"H Circular Perforated Riser in Stainless Steel
-----------------	---



1RISER10
Accessory

COLORS AND FINISHES – INSIDE BACK COVER



Glo-Ray® Heated Display Cases

Designed for “show and sell” areas in any foodservice operation, the Hatco Glo-Ray® Heated Display is perfect for hot food merchandising. Top and bottom heat combine to keep all food at that “just-made” taste and temperature longer.

- Thermostatically-controlled heated base (100° - 200°F) to extend holding times
- Pre-focused infrared top heat directs heat to the outer edges where heat loss is greatest
- Constructed of aluminum and stainless steel with tempered glass
- Shatter-resistant incandescent lights illuminate the food product
- Exclusive cool base construction minimizes heat transfer, keeping exterior base cool
- Rollerless sliding doors



GRHD-4PD with optional *Designer Antique Copper* and mirrored glass doors and accessory food pans



GRHDH-2P with standard pan skirt, optional double side opening, and accessory food pans

Merchandisers

DISPLAY CASES

Model	No. of Bulbs	Dimensions W x D x H (Height includes legs)	Voltage	Watts	Plug	Approx. Ship Weight
Single Shelf						
GRHD-2P	4	32½" x 26" x 25"	120	940	NEMA 5-15P	120 lbs.
GRHD-3P	5	45½" x 26" x 25"	120	1350	NEMA 5-15P	143 lbs.
GRHD-4P [↙] ♦	6	58½" x 26" x 25"	120	1785	NEMA 5-15P	215 lbs.
Dual Shelf						
GRHD-2PD	6	32½" x 26" x 30"	120	1310	NEMA 5-15P	150 lbs.
GRHD-3PD*	8	45½" x 26" x 30"	120	1755	NEMA 5-15P	188 lbs.
GRHD-4PD [↙]	8	58½" x 26" x 30"	120	2480	NEMA 5-30P	230 lbs.
Single Shelf with Humidity						
GRHDH-2P	4	32½" x 26" x 25"	120	1190	NEMA 5-15P	125 lbs.
GRHDH-3P*	5	45½" x 26" x 25"	120	1600	NEMA 5-15P	162 lbs.
GRHDH-4P [↙]	6	58½" x 26" x 25"	120	2285	NEMA 5-30P	215 lbs.
Dual Shelf with Humidity						
GRHDH-2PD♦♦	6	32½" x 26" x 30"	120	1560	NEMA 5-15P	175 lbs.
GRHDH-3PD*♦♦	8	45½" x 26" x 30"	120	2005	NEMA 5-20P	188 lbs.
GRHDH-4PD [↙] ♦♦	8	58½" x 26" x 30"	120	2980	NEMA 5-30P	240 lbs.

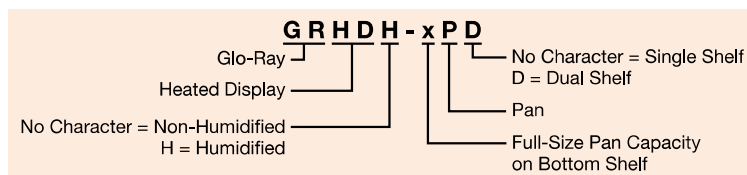
- ↙ Also available in 120/208V or 120/240V.
- ♦ Canadian models use NEMA 5-20P.
- ♦ Humidity on bottom shelf only. Includes pan skirt on bottom shelf.
- ♦♦ Canadian model uses NEMA 5-30P.
- ⊙ Not available in 120V for Canada.

All Display Case Models Feature:

Usable Heated Shelf Space: Width of unit minus 4½" x 21½"D.
Water Reservoir Capacity (Humidified models only): 2-Pan and 3-Pan: 3 quarts.
 4-Pan: 6 quarts.

Doors: Separate rollerless sliding door per shelf.
Cord Location: Server side, bottom right corner.

OPTIONS AND ACCESSORIES – PAGE 181
WATER QUALITY REQUIREMENTS – PAGE 247





GRHD-4PD with optional pan skirts
 Top shelf: one **UPPERSKIRT-4P**
 Bottom shelf: one **SKIRT-4P**

Merchandisers

OPTIONS (available at time of purchase only)

SKIRT-2P	Pan Skirt on bottom shelf (standard on Humidified models) 2-Pan model in lieu of Pan Rail
SKIRT-3P	Pan Skirt on bottom shelf (standard on Humidified models) 3-Pan model in lieu of Pan Rail (consists of one SKIRT-1P and one SKIRT-2P)
SKIRT-4P	Pan Skirt on bottom shelf (standard on Humidified models) 4-Pan model in lieu of Pan Rail (consists of two SKIRT-2P)
UPPERSKIRT-2P	Pan Skirt for upper shelf of 2-Pan models in lieu of Pan Stop
UPPERSKIRT-3P	Pan Skirt for upper shelf of 3-Pan models in lieu of Pan Stop
UPPERSKIRT-4P	Pan Skirt for upper shelf of 4-Pan models in lieu of Pan Stop
HAL	60 Watt Halogen Bulb in lieu of Standard Display Light
FLIP	Flip-Up Doors on control side in lieu of Glass Sliding Doors
Sliding Door in lieu of Fixed Glass customer panel –	
SLIDE-2P	Per opening
SLIDE-3P	Per opening
SLIDE-4P	Per opening
Flip-Up Door in lieu of Fixed Glass customer panel –	
FLIP-2P	Per opening
FLIP-3P	Per opening
FLIP-4P	Per opening
Mirror Glass Sliding Door in lieu of Glass Sliding Door (server side only) –	
MIRROR-2P	Per opening
MIRROR-3P	Per opening
MIRROR-4P	Per opening

OPTIONS (available at time of purchase only)

Designer Colors – Non-standard colors are non-returnable – Stainless Steel standard –

RED	Warm Red
BLACK	Black
GRAY	Gray Granite
WHITE	White Granite
NAVY	Navy Blue
GREEN	Hunter Green
COPPER	Antique Copper

FOOD PANS AND TRIVETS – PAGE 245
COLORS AND FINISHES – INSIDE BACK COVER

HEATED DISPLAY CASE MAXIMUM PAN CAPACITIES*

Model	Pan Capacity	Optional Pan Skirt Frames
GRHD-2P	2 Full-Size Pans	One SKIRT-2P
GRHD-3P	3 Full-Size Pans	One SKIRT-3P
GRHD-4P	4 Full-Size Pans	One SKIRT-4P
GRHD-2PD	Top Shelf 2 Half-Size Pans or 2-14" Pizza Pans	One UPPERSKIRT-2P
	Bottom Shelf 2 Full-Size Pans	One SKIRT-2P
GRHD-3PD	Top Shelf 3 Half-Size Pans or 3-14" Pizza Pans	One UPPERSKIRT-3P
	Bottom Shelf 3 Full-Size Pans	One SKIRT-3P
GRHD-4PD	Top Shelf 2 Full-Size Pans or 4 Half-Size Pans or 4-14" Pizza Pans	One UPPERSKIRT-4P
	Bottom Shelf 4 Full-Size Pans	One SKIRT-4P

* All pan capacities shown are for non-humidified models. 2½" deep pans recommended for bottom shelf of humidified models.