



Toaster Solutions

*Cafeterias • Buffets • Supermarkets & Delis
Restaurants & Cafés • Clubs & Bars • Catering*



ITQ-1750-2C pg. 2



TPT-120 pg. 3



TQ-10 pg. 5



TQ-400 pg. 5



TQ-1800 pg. 5



TK-100 pg. 7



Intelligent Toast-Qwik®

Hatco's Intelligent Toast-Qwik® allows the operator to toast multiple products at the touch of the button, changing easily from bagels to croissants to Texas toast to hash browns, as well as melting cheese and finishing smaller food products. The unit can easily take the place of the current toasting platform and add versatility and future menu expansion, along with energy efficiency and cost savings.

- The conveyor toaster can operate in four (4) different modes:
 - ~ Continuous Through Put
 - ~ Select Single Item Mode
 - ~ In and Reverses Out Mode
 - ~ In, Pause, then Continues Through
- USB port located on the front allows for easy transfer of information, such as program changes and product usage information
- The ability to program up to twenty (20) product settings
- Hatco's patented ColorGuard Sensing System monitors and adjusts conveyor speed and temperature during high usage periods to ensure toast color uniformity
- Using Hatco's Spot-On® Technology, the toaster senses when product is placed on the conveyor and activates the unit
- Easy to clean, with removable crumb tray and collector ramp. There is minimal operator maintenance required, with self-cleaning elements and no maintenance motor and conveyor drives



ITQ-875-1C



ITQ-1000-1C



ITQ-1750-2C



HORIZONTAL CONVEYOR TOASTERS

Model	Voltage	Dimensions W x D x H	Watts	Amps	Capacity/Minute†	Plug	Ship Weight
ITQ-875-1C	208	14 ⁵ / ₈ " x 28 ³ / ₄ " x 16 ⁵ / ₈ "	2700	13.0	15	NEMA 6-20P	86 lbs.
ITQ-875-1C	240	14 ⁵ / ₈ " x 28 ³ / ₄ " x 16 ⁵ / ₈ "	2700	11.3	15	NEMA 6-20P	86 lbs.
ITQ-1000-1C®	208-240	17 ⁵ / ₈ " x 28 ⁵ / ₈ " x 18"	3230-4300	15.5-17.9	17	NEMA 6-30P	89 lbs.
ITQ-1750-2C	208	20" x 28 ¹ / ₁₆ " x 16 ⁵ / ₈ "	4960	23.8	30	NEMA 6-30P	106 lbs.
ITQ-1750-2C	240	20" x 28 ¹ / ₁₆ " x 16 ⁵ / ₈ "	4960	20.7	30	NEMA 6-30P	106 lbs.

† Toasting capacity may vary by product. Toasting of coated products not recommended.
© Unit is designed to operate on supply voltages between 208 and 240.

All Horizontal Conveyor Toaster Models Feature:

- Opening Dimensions: **ITQ-875-1C:** 5⁵/₈"W x 2¹/₈"H.
- ITQ-1000-1C:** 9³/₈"W x 2"H.
- ITQ-1750-2C:** Two openings at 5⁵/₈"W x 2¹/₄"H.

Cord Location: 6' cord – left center on back of unit.

OPTIONS (available at time of purchase only)

ITQ-L6-20	NEMA L6-20P Locking Cap in lieu of NEMA 6-20P
ITQ-L6-30	NEMA L6-30P Locking Cap in lieu of NEMA 6-30P

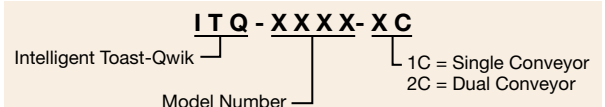
ACCESSORIES (available for purchase at any time)

Paddle, with high temp, non-stick coating –	
ITQ1C-PAD	9" wide Food Paddle for ITQ-1000-1C model only
ITQ2C-PAD	5" wide Food Paddle for ITQ-875-1C and ITQ-1750-2C models only
ITQ2CFEED175	Feed Ramp for ITQ-1750-2C model only



ITQ2C-PAD Accessory

ONE YEAR ON-SITE PARTS AND LABOR WARRANTY, PLUS ONE ADDITIONAL YEAR PARTS-ONLY WARRANTY ON ALL TOAST-QWIK METAL SHEATHED HEATING ELEMENTS.



Pop-Up Toasters

Perfect for self-serve areas and light volume applications, the Hatco Pop-Up Toasters provide even golden toasting of a variety of bread products. The durable stainless steel housing contains four extra wide self-centering slots with individual toasting controls and removable crumb tray.

- Evenly toasts a variety of bread products including bagels, Texas toast, waffles and English muffins
- All models have four (4) self-centering 1¼" wide slots
- A selector switch for single- or double-sided toasting (excluding TPT-120)
- Durable stainless steel construction
- Individual toasting controls
- Removable crumb trays for easy cleaning
- 6' cord with plug



TPT-120



TPT-208 with selector switch for single- or double-sided toasting (excluding TPT-120)

POP-UP TOASTERS

Model	Dimensions W x D x H	Voltage	kW	Plug	Ship Weight
TPT-120*	13½" x 12¾" x 8½"	120	1.8	NEMA 5-15P	15 lbs.
TPT-208*	13½" x 12¾" x 8½"	208	2.6	NEMA 6-15P	15 lbs.
TPT-240	13½" x 12¾" x 8½"	240	2.6	NEMA 6-15P	15 lbs.

- * Canadian model is 1.4 kW.
- Canadian model uses NEMA 6-20P.

All Pop-Up Toaster Models Feature:

Slot Opening: 1¼"W x 5½"D.

Cord Location: 6' cord – bottom, back center.

Pop-Up Toasters can be shipped Fed-Ex Ground or United Parcel Service.

TOASTER AMP RATINGS

Model	120V/1 Ø Amps	208V/1 Ø Amps	240V/1 Ø Amps
TPT-120	15.0	–	–
TPT-120*	12.0	–	–
TPT-208	–	12.5	–
TPT-240	–	–	10.9

* Canada only.

ONE YEAR REPLACEMENT WARRANTY,
CONTACT HATCO SERVICE TEAM FOR DETAILS.

TPT - XXX
Toaster Pop-Up Type | Voltage



Toast-Qwik® Conveyor Toasters

Hatco's industry-leading Toast-Qwik® Toasters have been completely redesigned to provide a great new look, easy to use touchscreen controller and increased production capabilities. They continue to provide the best reliability, flexibility and value of any conveyor toaster available!

- Patented ColorGuard Sensing System which monitors and adjusts conveyor speed to ensure consistent toast results - even in your busiest periods
- Dynamic new touchscreen controller that is easy to see and easier to use!
- Up to twelve (12) programmable settings for precise and instant product changes
- USB port for easy uploads of program changes and software updates
- Unique new toast delivery ramp moves your product to the storage tray each and every time
- Two-part "cool touch" crumb tray removes for easy cleaning
- 2" high opening standard; 3" high opening available on the TQ-900H models for thicker bread products



TQ3-500 in optional Stainless Steel



TQ3-500 in optional Designer Warm Red



TQ3-900H in standard Designer Black

TOAST-QWIK® HORIZONTAL CONVEYOR TOASTERS

Model	Dimensions (W x D x H) <i>Height includes legs</i>	Voltage 50/60Hz	Watts	Amps	Plug	Capacity/Minute†	Ship Weight
TQ3-400▲	14¾" x 20½" x 17⅞"	120	1780	14.8	NEMA 5-15P	6-7 slices	54 lbs.
TQ3-500	14¾" x 20½" x 17⅞"	208	2220	10.7	NEMA 6-15P	7-8 slices	54 lbs.
TQ3-500	14¾" x 20½" x 17⅞"	240	2220	9.3	NEMA 6-15P	7-8 slices	54 lbs.
TQ3-500H	14¾" x 20½" x 17⅞"	208	2220	10.7	NEMA 6-15P	7-8 slices	54 lbs.
TQ3-500H	14¾" x 20½" x 17⅞"	240	2220	9.3	NEMA 6-15P	7-8 slices	54 lbs.
TQ3-900	14¾" x 20½" x 17⅞"	208	3020	14.5	NEMA 6-20P	15 slices	54 lbs.
TQ3-900	14¾" x 20½" x 17⅞"	240	3020	12.6	NEMA 6-20P	15 slices	54 lbs.
TQ3-900H	14¾" x 20½" x 17⅞"	208	3020	14.5	NEMA 6-20P	15 slices	54 lbs.
TQ3-900H	14¾" x 20½" x 17⅞"	240	3020	12.6	NEMA 6-20P	15 slices	54 lbs.

† Toasting capacity may vary by product. Toasting of coated products not recommended.

▲ Canadian model uses NEMA 5-20P.

All Toast-Qwik® Horizontal Conveyor Toaster Models Feature:

Cord Location: 6' cord – lower right corner on back of unit.

OPTIONS (available at time of purchase only)

Designer Color Side Panels – Non-standard colors are non-returnable – Designer Black Standard –

SS Stainless Steel

WRED Designer Warm Red

TQ3-30CORD NEMA 6-30P Cord in lieu of standard Cord – excludes TQ3-400 model

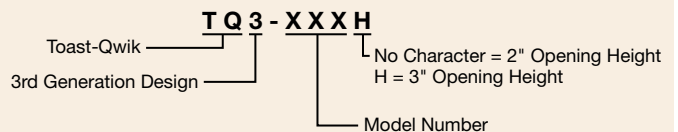
ACCESSORIES (available for purchase at any time)

SSINSERT Stainless Steel Toast Tray Insert

TQ3-RAMP Extended Feed Ramp (adds 3")

COLORS AND FINISHES – PAGE 8

ONE YEAR ON-SITE PARTS AND LABOR WARRANTY, PLUS ONE ADDITIONAL YEAR PARTS-ONLY WARRANTY ON ALL TOAST-QWIK METAL SHEATHED HEATING ELEMENTS.



Toast-Qwik® Conveyor Toasters

Flexibility and performance are yours with the Hatco Toast-Qwik® conveyor toasters. These toasters produce perfect golden toasting, from 300 to 1800 slices per hour. The power save mode conserves energy during non-peak serving times.

- Instant and precise adjustment of toast color with electronic infinite controls that regulate top and bottom heat
- Patented ColorGuard Sensing System assures toast uniformity
- Opening height for H and HBA models is 3"; for all other models, the opening height is 2"
- Insulation and an interior fan provide cool surface temperatures
- Efficient design of front or rear discharge allows unit to be placed where it is most convenient – for sending product to the operator side or to the customer/server side
- TQ-1800 Series are 3-slice wide
- **BA models toast one side only and are for bagels and buns, cut side up**



TQ-10



TQ-800HBA

HORIZONTAL CONVEYOR TOASTERS

Model	Dimensions (W x D x H) <i>Height includes legs</i>	Opening Dimensions W x H	Voltage 60Hz	kW	Plug	Capacity/Minute [†]	Ship Weight
TQ-10	14½" x 17¾" x 13¾"	10" x 2"	120	1.8	NEMA 5-15P	5 slices	42 lbs.
TQ-10	14½" x 17¾" x 13¾"	10" x 2"	208, 240	1.8	NEMA 6-15P	5 slices	42 lbs.

HORIZONTAL CONVEYOR TOASTERS

Model	Dimensions W x D x H*	Opening Dimensions W x H	Voltage 60Hz	kW	Plug	Capacity/Minute [†]	Ship Weight
TQ-400 [▲]	14½" x 17¾" x 14⅞"	10" x 2"	120	1.8	NEMA 5-15P	6 slices	46 lbs.
TQ-400	14½" x 17¾" x 14⅞"	10" x 2"	208, 240	2.2	NEMA 6-15P	6 slices	46 lbs.
TQ-400BA [▼]	14½" x 17¾" x 14⅞"	10" x 2"	120	1.8	NEMA 5-15P	6 slices	46 lbs.
TQ-400BA [▼]	14½" x 17¾" x 14⅞"	10" x 2"	208, 240	1.9	NEMA 6-15P	6 slices	46 lbs.
TQ-400H	14½" x 17¾" x 15⅞"	10" x 3"	208, 240	2.2	NEMA 6-15P	6 slices	46 lbs.
TQ-800	14½" x 22¾" x 16⅞"	10" x 2"	208	3.3	NEMA 6-20P	14 slices	62 lbs.
TQ-800 ⁺	14½" x 22¾" x 16⅞"	10" x 2"	240	3.3	NEMA 6-15P	14 slices	62 lbs.
TQ-800BA [▼]	14½" x 22¾" x 16⅞"	10" x 2"	208	3.3	NEMA 6-20P	14 slices	62 lbs.
TQ-800BA [▼] +	14½" x 22¾" x 16⅞"	10" x 2"	240	3.3	NEMA 6-15P	14 slices	62 lbs.
TQ-800H	14½" x 22¾" x 16⅞"	10" x 3"	208	3.3	NEMA 6-20P	13 slices	62 lbs.
TQ-800H ⁺	14½" x 22¾" x 16⅞"	10" x 3"	240	3.3	NEMA 6-15P	13 slices	62 lbs.
TQ-800HBA [▼]	14½" x 22¾" x 16⅞"	10" x 3"	208	3.3	NEMA 6-20P	13 slices	62 lbs.
TQ-800HBA [▼] +	14½" x 22¾" x 16⅞"	10" x 3"	240	3.3	NEMA 6-15P	13 slices	62 lbs.

Toasts Three Slices Wide

TQ-1800	18½" x 22¾" x 16⅞"	14½" x 2"	208, 240	4.4	NEMA 6-30P	30 slices	73 lbs.
TQ-1800BA [▼]	18½" x 22¾" x 16⅞"	14½" x 2"	208, 240	4.6	NEMA 6-30P	30 slices	73 lbs.
TQ-1800H	18½" x 22¾" x 16⅞"	14½" x 3"	208, 240	4.7	NEMA 6-30P	20 slices	73 lbs.
TQ-1800HBA [▼]	18½" x 22¾" x 16⅞"	14½" x 3"	208, 240	4.6	NEMA 6-30P	20 slices	73 lbs.

[†] Toasting capacity may vary by product. Toasting of coated products not recommended.

* TQ-400 and TQ-400BA, add 2½" to depth if using tray extension in rear. TQ-800, TQ-800BA, TQ-800H, TQ-800HBA, TQ-1800, TQ-1800BA, TQ-1800H and TQ-1800HBA, add 6½" to depth if using tray extension in rear. Height includes legs.

[▲] Canadian model uses NEMA 5-20P.

[▼] BA models toast one side only and are for bagels and buns, cut side up.

⁺ Canadian model uses NEMA 6-20P.

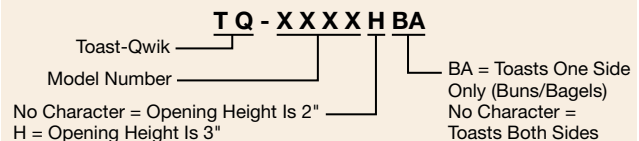
All Horizontal Conveyor Toaster Models Feature:

Cord Location: 6' cord – lower right corner on back of unit.

Toast-Qwik® Conveyor Toasters can be shipped Fed-Ex Ground or United Parcel Service.

OPTIONS AND ACCESSORIES – PAGE 6

ONE YEAR ON-SITE PARTS AND LABOR WARRANTY, PLUS ONE ADDITIONAL YEAR PARTS-ONLY WARRANTY ON ALL TOAST-QWIK METAL SHEATHED HEATING ELEMENTS.





TQ-800H

OPTIONS (available at time of purchase only, excludes TQ-10)

TQ-PWR-A Automatic Power Save Mode (switches to Power Save Mode after 30 minutes of inactivity)

ACCESSORIES (available for purchase at any time)

TQRAMP Additional Extended Feed Guide (adds 3") – not available on TQ-1800 models

TQ2-SECURITY Control Cover and Bracket (not available on TQ-1800 models)



TQ-800 with TQ2-SECURITY accessory security control cover

CONVEYOR TOASTER AMP RATINGS

Model	120V/1 Ø Amps	208V/1 Ø Amps	240V/1 Ø Amps
TQ-10	15.0	8.8	7.6
TQ-400	14.9	10.7	9.3
TQ-400BA	14.8	9.0	7.8
TQ-400H		10.7	9.3
TQ-800		16.0	13.9
TQ-800BA		15.8	13.7
TQ-800H		16.0	13.9
TQ-800HBA		15.8	13.7
TQ-1800		21.4	18.5
TQ-1800H		22.4	19.1
TQ-1800BA		22.0	19.4
TQ-1800HBA		22.0	19.1

Toast King® Conveyor Toasters

Designed for mid- to high-volume and constant flow applications, Hatco's proven reliability and performance makes the Toast King® Toasters the workhorse of your operation. These toasters use conveyor speed, not temperature, to determine toast color.

- Toasts a variety of bread products
- Stainless steel construction for years of trouble-free service
- Power-saving thermostat for energy savings during non-peak times
- Manual advance, speed control and cord with plug included
- Fully insulated for cooler operation
- Multiple metal sheathed toasting elements
- Toast storage area keeps bread warm and dry
- Capacity of 720-1500 slices per hour
- Three basket access for fast loading
- Top venting keeps heat away from the operator



TK-72



TK-135B

VERTICAL CONVEYOR TOASTERS

Model	Description	Dimensions [■]			Voltage		Capacity/Minute [†]	Plug	Ship Weight
		W x D x H			Single Phase				
TK-72	Bread and Buns	18¼" x 17½" x 33¼"	10" x 4½"	208, 240	60	12 slices	NEMA 6-20*	73 lbs.	
TK-100	Bread and Buns	22¾" x 17½" x 33¼"	14½" x 4½"	208, 240	60	16 slices	NEMA 6-30	88 lbs.	
TK-135B	Buns Only	22¾" x 17½" x 33¼"	14½" x 4½"	208, 240	60	22 slices	NEMA 6-30*	88 lbs.	
TK-155B	3-Part Buns	22¾" x 17½" x 33¼"	14½" x 4½"	208, 240	60	25 slices	NEMA 6-30	88 lbs.	

- Width includes ¾" for manual advance knob. Depth includes tray extension of 3½".
- † Toasting capacity may vary by product. Toasting of coated products not recommended.
- * Canadian model uses NEMA 6-30P.
- * 240V model uses NEMA 6-20P. (Canadian model uses NEMA 6-30.)

All Vertical Conveyor Toaster Models Feature:

Max. Product Thickness: 1¼".

Cord Location: 4' cord – lower left side on back of unit.

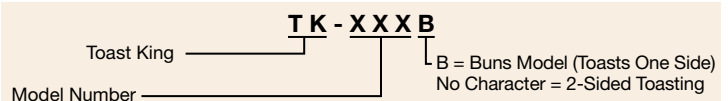
OPTIONS (available at time of purchase only)

TK-SECURITY	Control Cover, Bracket, Mounting Hardware and Fuse Cover
4"LEGS	Four (4) 4" Adjustable Legs

CONVEYOR TOASTER RATINGS

Model	208V/1 Ø	240V/1 Ø	kW
	Amps	Amps	
TK-72	19.4	16.8	4.0
TK-100	24.0	21.0	5.0
TK-135B	20.9	18.1	4.3
TK-155B	24.1	20.9	5.0

ONE YEAR ON-SITE PARTS AND LABOR WARRANTY, PLUS ONE ADDITIONAL YEAR PARTS-ONLY WARRANTY ON ALL TOAST-KING METAL SHEATHED HEATING ELEMENTS.





Paint Chip Sample Colors

DESIGNER COLORS



Warm Red



Black

**Colors are a representation and may not exactly match our colors.
Consult factory for possible color matching options on these colors.
Non-standard colors are non-returnable.**

To order a Hatco Paint Chip & Stone Sample Colors Sheet, visit www.hatcocorp.com / Order Literature / Sales Literature / Sell Sheets.



Scan with web-enabled
mobile device to visit
www.hatcocorp.com

Hatco Corporation

P.O. BOX 340500 | Milwaukee, WI 53234-0500 USA

800-558-0607 | 414-671-6350

www.hatcocorp.com | support@hatcocorp.com