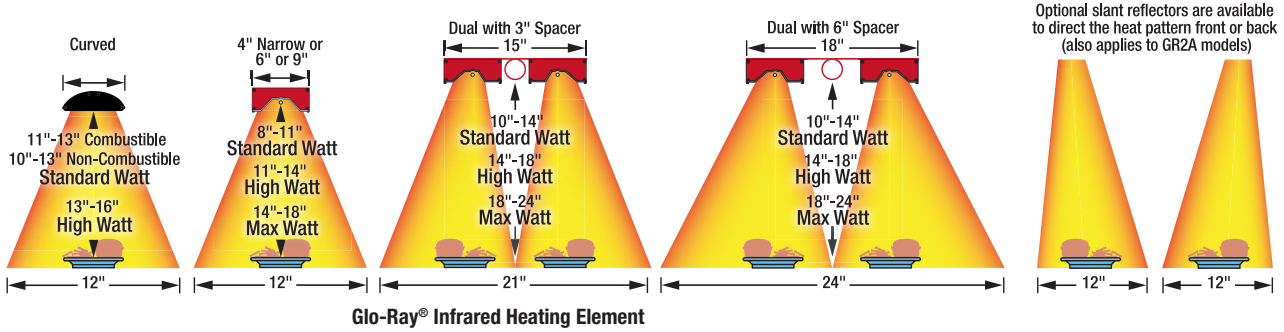




## Strip Heater Recommended Range Above Target\* and Spacing Requirements (based on 24" strip heaters, non-flammable surface)



### GLO-RAY® INFRARED

#### Curved Standard Watt (GR5A, GR5AL)

Minimum Combustible: Surface: Install minimum of 1" from back wall, 1" from overshef and 11" above surface.  
Minimum non-combustible Surface: 1" from overshef and 10" above surface (back of wall: no requirement).

#### Curved High Watt (GR5AH, GR5AHL)

Non-combustible surroundings only. Install 1" from overshef and minimum of 13" above a non-combustible countertop surface (back of wall: no requirement).

#### Singles (GRA, GRAL, GRAH, GRAHL, GRN)

#### Singles Designer (GR2A, GR2AH, GR2AL, GR2AHL)

Combustibles: 13½" high watt or 10" standard watt below, 1" above and 3" to back wall.

Non-combustibles: 1" above, 10" below for high watt with infinite or indicator lamp and 8" below for high watt toggle or standard watt.

Must be installed in a pass-through area. Units with remote switches may be installed against a non-combustible back wall, flush to an overshef and 8" to a surface below. Maximum 10" setback from the front of an overshef. Models with cords must be installed 3" below an overshef and 11" high watt or 10" standard watt over a surface below.

#### Duals (GRA-D, GRAH-D, GRAL-D, GRAHL-D)

#### Duals Designer (GR2A-D, GR2AH-D, GR2AL-D, GR2AHL-D)

May not be installed in combustible surroundings.

Non-combustibles: 1" above, 10" below. Must be installed in a pass-through area. Units with remote switches may be installed 3" from a non-combustible back wall, 8" from surface below and flush to an overshef. Maximum 10" setback from the front of an overshef.

#### Singles Max-Watt (GRAM, GRAML, GRNM)

Do not use in combustible surroundings.

Non-combustibles: 1" above, 12" to surface and 3" from back wall. Cord connected: 3" below an overshef, 12" from surface below. Maximum 10" setback from front of an overshef.

#### Duals Max-Watt (GRAM-D, GRAML-D)

May not be installed in combustible surroundings.

Non-combustibles: units may be installed 3" from a non-combustible back wall, 1" below an overshef, 15" to surface below. Maximum 10" setback from the front of an overshef.

### ULTRA-GLO®

#### Singles and Duals (UGA, UGA-D, UGAH, UGAH-D, UGAL, UGAL-D, UGAHL, UGAHL-D)

May not be installed in combustible surroundings.

Non-combustibles: 1" above, 17" high watt or 14" standard watt from a surface below and 3" from a back wall.

**Dual Mounting** Do not mount warmers side by side (dual mounting) with less than a 3" space between units.

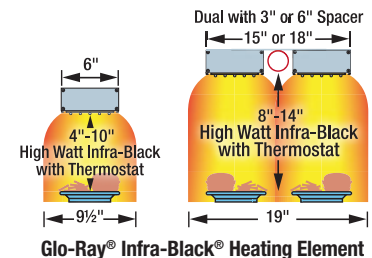
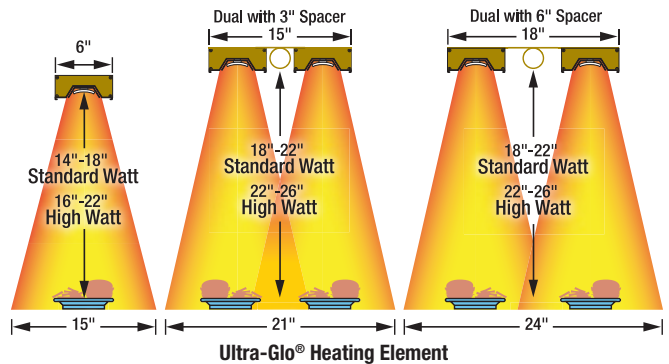
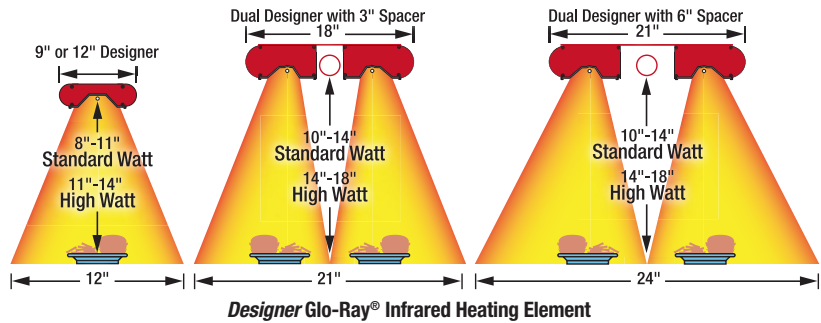
### GLO-RAY® INFRA-BLACK®

#### Singles (GRAIH, GRAIHL, GRAIHL-D, GRAIH-D)

May not be installed in combustible surroundings.

Non-combustibles: 1" above and 4" below. Must be installed in a pass-through area. Units with remote switches may be installed 3" from a non-combustible back wall and flush to an overshef.

Maximum 10" setback from the front of an overshef.



\* Recommended single unit application without base heat, based on ideal conditions. Based on a 24" Strip Heater. Individual applications may vary, consult factory. Non-flammable surface only.