



THERMO-FINISHER™

Food Finisher

TF Series

TF-2010

TF-2030

TF-1919

TF-2015

TF-2040

TF-4619

TF-2020

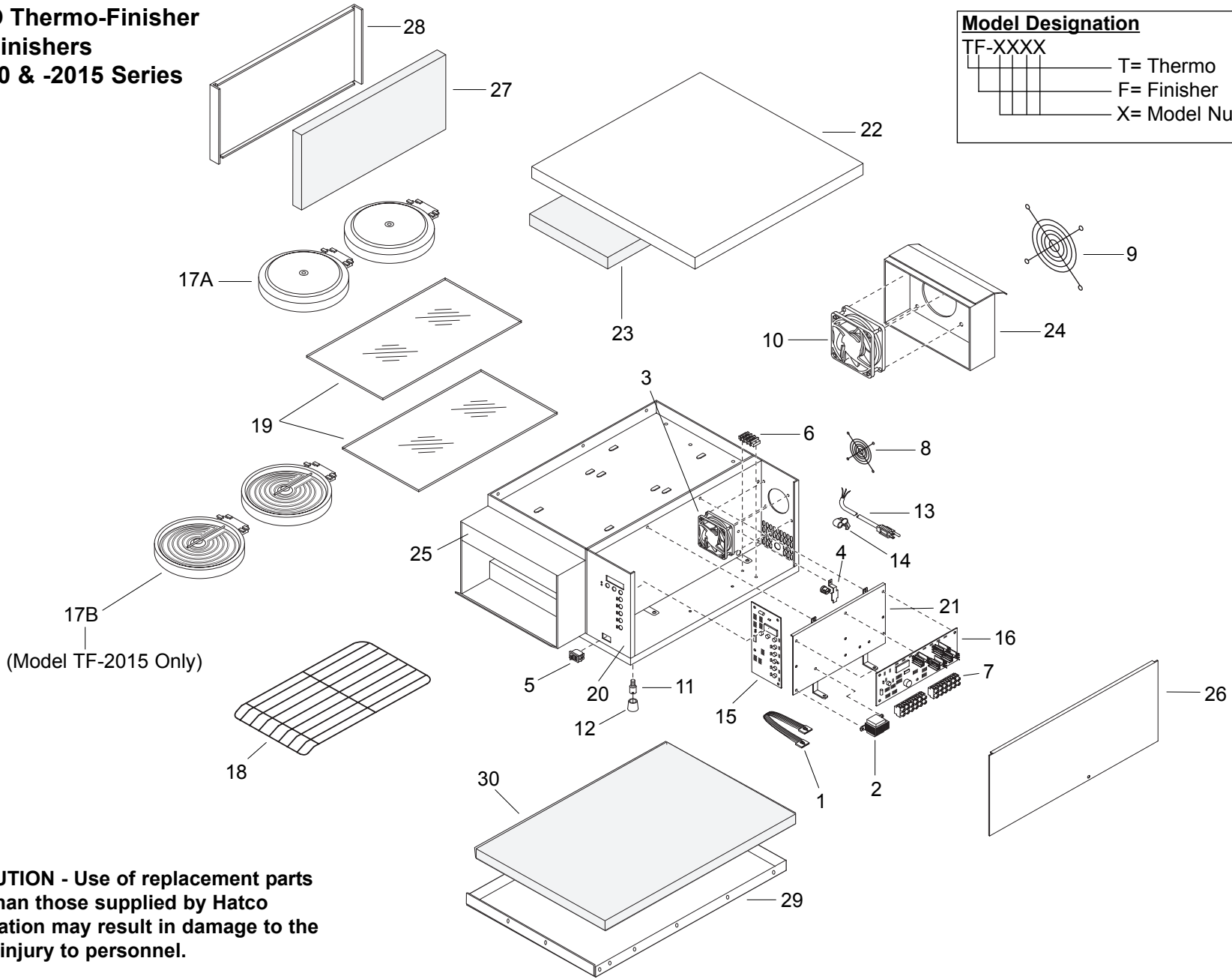
TF-2045

REPLACEMENT PARTS LIST

**HATCO Thermo-Finisher
Food Finishers
TF-2010 & -2015 Series**

Model Designation
TF-XXXX

- T= Thermo
- F= Finisher
- X= Model Number

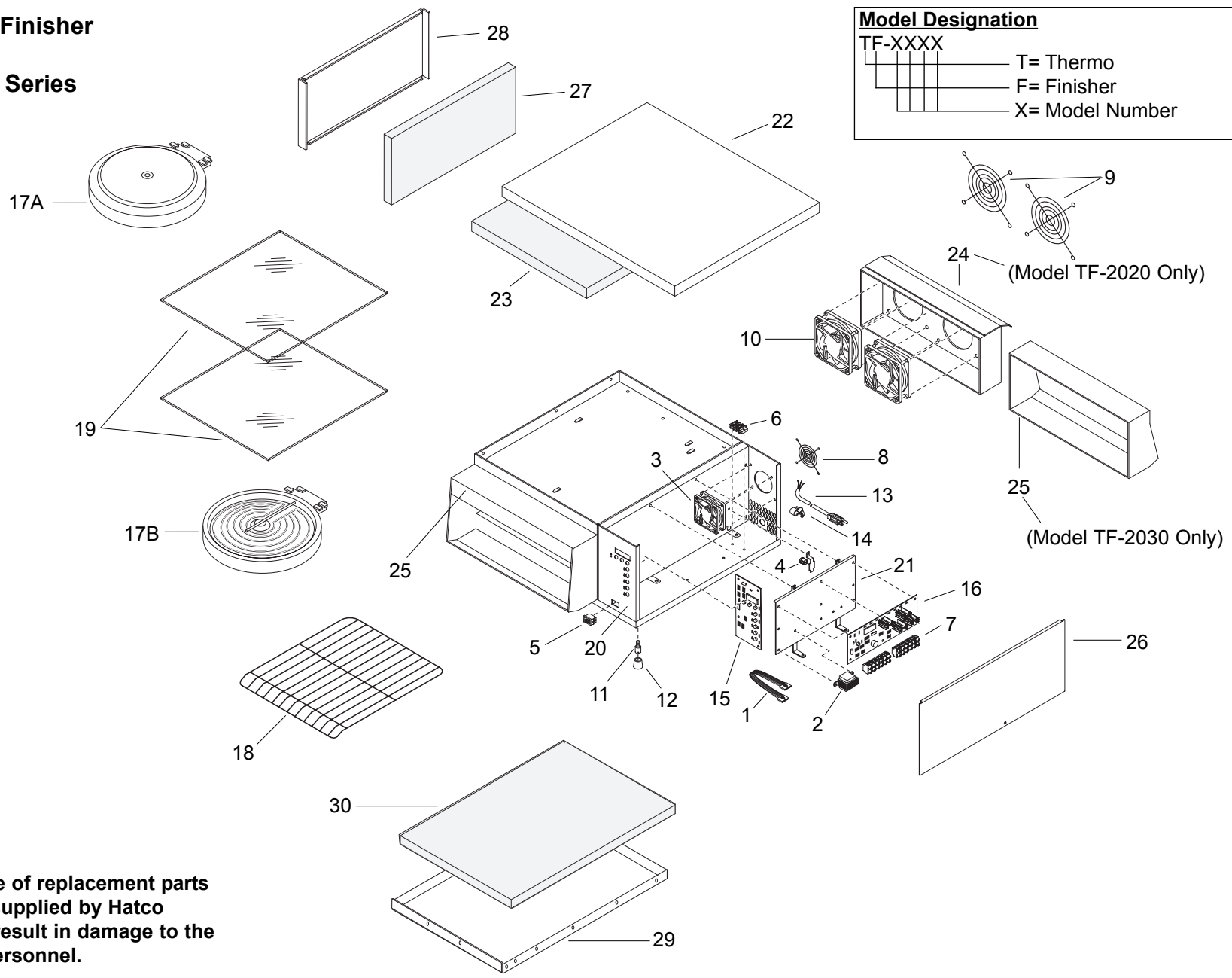


⚠ CAUTION - Use of replacement parts other than those supplied by Hatco Corporation may result in damage to the unit or injury to personnel.

**HATCO Thermo-Finisher
Food Finishers
TF-2020 & -2030 Series**

Model Designation
TF-XXXX

- T= Thermo
- F= Finisher
- X= Model Number

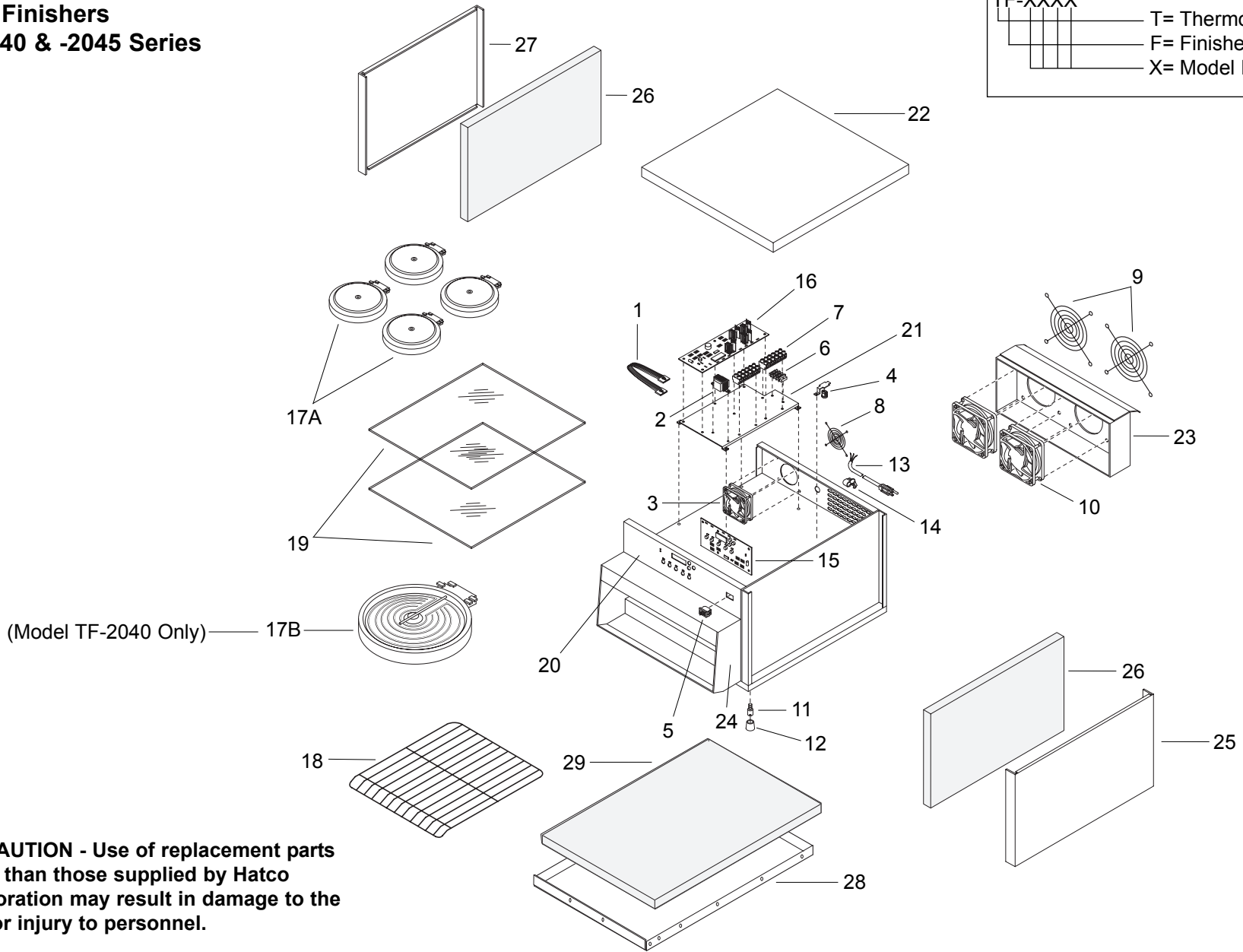


⚠ CAUTION - Use of replacement parts other than those supplied by Hatco Corporation may result in damage to the unit or injury to personnel.

**HATCO Thermo-Finisher
Food Finishers
TF-2040 & -2045 Series**

Model Designation
TF-XXXX

—	T= Thermo
—	F= Finisher
—	X= Model Number

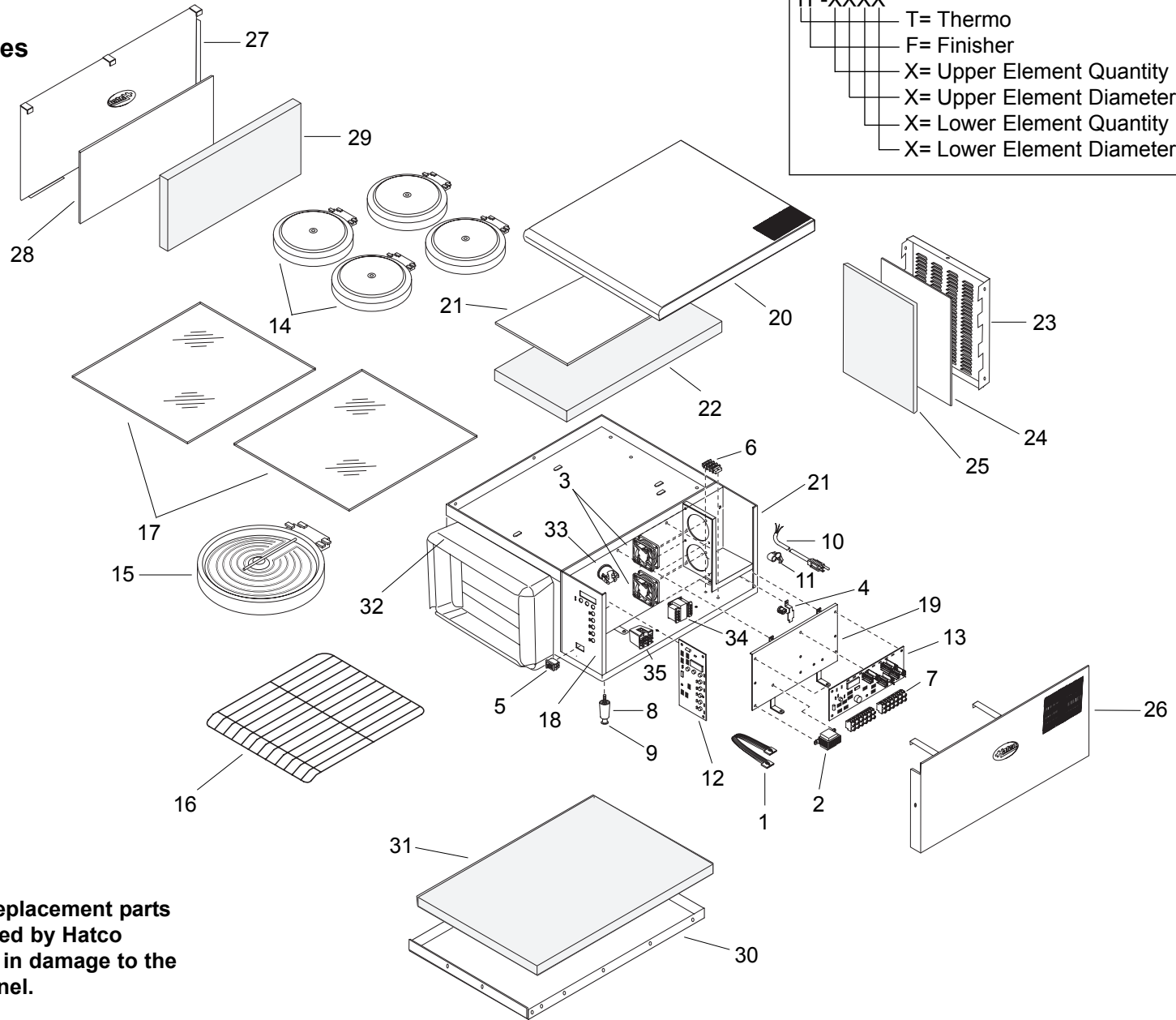


⚠ CAUTION - Use of replacement parts other than those supplied by Hatco Corporation may result in damage to the unit or injury to personnel.

**HATCO Thermo-Finisher
Food Finishers
TF-1919 & -4619 Series**

Model Designation

TF-XXXX
 T= Thermo
 F= Finisher
 X= Upper Element Quantity
 X= Upper Element Diameter (inches)
 X= Lower Element Quantity
 X= Lower Element Diameter (inches)



⚠ CAUTION - Use of replacement parts other than those supplied by Hatco Corporation may result in damage to the unit or injury to personnel.

PARTS COMMON TO ALL TF MODELS

ITEM	DESCRIPTION	PART NO.	QTY.	ITEM	DESCRIPTION	PART NO.	QTY.
1	Ribbon Connector	02.01.178.00	1	5	On/Off Switch	02.19.081.00	1
2	Transformer (Main Board)	02.17.023.00	1	6	Terminal Block (Cord)	R02.15.003.00	1
3	Cooling Fan (Controls)	02.12.010.00	1-2	7	Terminal Block (Main Board)	02.15.034.00	2
4	High Limit Thermostat	R02.16.073.00	1				

PARTS SPECIFIC TO MODEL TF-2010							
ITEM	DESCRIPTION	208V	240V	220V	230V	220-230V	230-240V
		Single Phase	Single Phase	Single Phase	Single Phase	CE	CE
8	Fan Guard (Controls)	02.12.011.00	02.12.011.00	02.12.011.00	02.12.011.00	---	---
9	Fan Guard	02.12.063.00	02.12.063.00	02.12.063.00	02.12.063.00	---	---
10	Blower Motor	02.12.006.00	02.12.006.00	02.12.006.00	02.12.006.00	---	---
11	Leg (Qty. 4)	05.04.087.00	05.04.087.00	05.04.087.00	05.04.087.00	---	---
12	Leg Cover (Qty. 4)	05.06.038.00	05.06.038.00	05.06.038.00	05.06.038.00	---	---
13	Power Cord with Plug	02.18.036.00	02.18.036.00	02.18.138.00	02.18.138.00	---	---
14	Cord Grip	02.20.209.00	02.20.209.00	02.20.209.00	02.20.209.00	---	---
15	Display Board (Timer)	02.01.177.00	02.01.177.00	02.01.177.00	02.01.177.00	---	---
16	Main Board	02.01.190.00	02.01.190.00	02.01.190.00	02.01.190.00	---	---
17A	Element, Upper (Qty. 2)	R02.22.004.00	R02.22.003.00	R02.22.003.00	R02.22.003.00	---	---
17B	Element, Lower	---	---	---	---	---	---
18	Wire Rack	04.34.032.00	04.34.032.00	04.34.032.00	04.34.032.00	---	---
19	Glass (Qty. 2)	04.40.141.00	04.40.141.00	04.40.141.00	04.40.141.00	---	---
20	Control Decal	07.03.315.00	07.03.315.00	07.03.315.00	07.03.315.00	---	---
21	Component Chassis	04.34.028.00	04.34.028.00	04.34.028.00	04.34.028.00	---	---
22	Top Cover	04.34.017.00	04.34.017.00	04.34.017.00	04.34.017.00	---	---
23	Top Insulation	05.05.095.00	05.05.095.00	05.05.095.00	05.05.095.00	---	---
24	Outer Back Assembly	04.34.024.00	04.34.024.00	04.34.024.00	04.34.024.00	---	---
25	Cowling/Cover Assembly, Front	04.34.021.00	04.34.021.00	04.34.021.00	04.34.021.00	---	---
26	Side Panel (Control Side)	04.34.022.00	04.34.022.00	04.34.022.00	04.34.022.00	---	---
27	Side Insulation (Qty. 2)	05.05.097.00	05.05.097.00	05.05.097.00	05.05.097.00	---	---
28	Side Panel (Left Side)	04.34.015.00	04.34.015.00	04.34.015.00	04.34.015.00	---	---
29	Bottom Cover	04.34.014.00	04.34.014.00	04.34.014.00	04.34.014.00	---	---
30	Bottom Insulation	05.05.096.00	05.05.096.00	05.05.096.00	05.05.096.00	---	---
	Electrical Drawing	HS2-5480	HS2-5480	HS2-5480	HS2-5480	---	---

Shaded area reflects export models only.

PARTS SPECIFIC TO MODEL TF-2015

ITEM	DESCRIPTION	208V	240V	220V	230V	220-230V	230-240V
		Single Phase	Single Phase	Single Phase	Single Phase	CE	CE
8	Fan Guard (Controls)	02.12.011.00	02.12.011.00	02.12.011.00	02.12.011.00	---	---
9	Fan Guard	02.12.063.00	02.12.063.00	02.12.063.00	02.12.063.00	---	---
10	Blower Motor	02.12.006.00	02.12.006.00	02.12.006.00	02.12.006.00	---	---
11	Leg (Qty. 4)	05.04.087.00	05.04.087.00	05.04.087.00	05.04.087.00	---	---
12	Leg Cover (Qty. 4)	05.06.038.00	05.06.038.00	05.06.038.00	05.06.038.00	---	---
13	Power Cord with Plug	02.18.017.00	02.18.017.00	02.18.103.00	02.18.103.00	---	---
14	Cord Grip	02.20.209.00	02.20.209.00	02.20.209.00	02.20.209.00	---	---
15	Display Board (Timer)	02.01.177.00	02.01.177.00	02.01.177.00	02.01.177.00	---	---
16	Main Board	02.01.207.00	02.01.207.00	02.01.207.00	02.01.207.00	---	---
17A	Element, Upper (Qty. 2)	R02.22.004.00	R02.22.003.00	R02.22.003.00	R02.22.003.00	---	---
17B	Element, Lower (Qty. 2)	R02.22.004.00	R02.22.003.00	R02.22.003.00	R02.22.003.00	---	---
18	Wire Rack	04.34.032.00	04.34.032.00	04.34.032.00	04.34.032.00	---	---
19	Glass (Qty. 2)	04.40.141.00	04.40.141.00	04.40.141.00	04.40.141.00	---	---
20	Control Decal	07.03.315.00	07.03.315.00	07.03.315.00	07.03.315.00	---	---
21	Component Chassis	04.34.028.00	04.34.028.00	04.34.028.00	04.34.028.00	---	---
22	Top Cover	04.34.017.00	04.34.017.00	04.34.017.00	04.34.017.00	---	---
23	Top Insulation	05.05.095.00	05.05.095.00	05.05.095.00	05.05.095.00	---	---
24	Outer Back Assembly	04.34.024.00	04.34.024.00	04.34.024.00	04.34.024.00	---	---
25	Cowling/Cover Assembly, Front	04.34.021.00	04.34.021.00	04.34.021.00	04.34.021.00	---	---
26	Side Panel (Control Side)	04.34.022.00	04.34.022.00	04.34.022.00	04.34.022.00	---	---
27	Side Insulation (Qty. 2)	05.05.097.00	05.05.097.00	05.05.097.00	05.05.097.00	---	---
28	Side Panel (Left Side)	04.34.015.00	04.34.015.00	04.34.015.00	04.34.015.00	---	---
29	Bottom Cover	04.34.014.00	04.34.014.00	04.34.014.00	04.34.014.00	---	---
30	Bottom Insulation	05.05.096.00	05.05.096.00	05.05.096.00	05.05.096.00	---	---
	Electrical Drawing	HS2-5480	HS2-5480	HS2-5480	HS2-5480	---	---

Shaded area reflects export models only.

PARTS SPECIFIC TO MODEL TF-2020

ITEM	DESCRIPTION	208V	240V	220V	230V	220-230V	230-240V
		Single Phase	Single Phase	Single Phase	Single Phase	CE	CE
8	Fan Guard (Controls)	02.12.011.00	02.12.011.00	02.12.011.00	02.12.011.00	---	---
9	Fan Guard (Qty. 2)	02.12.063.00	02.12.063.00	02.12.063.00	02.12.063.00	---	---
10	Blower Motor (Qty. 2)	02.12.006.00	02.12.006.00	02.12.006.00	02.12.006.00	---	---
11	Leg (Qty. 4)	05.04.087.00	05.04.087.00	05.04.087.00	05.04.087.00	---	---
12	Leg Cover (Qty. 4)	05.06.038.00	05.06.038.00	05.06.038.00	05.06.038.00	---	---
13	Power Cord with Plug	02.18.017.00	02.18.017.00	02.18.103.00	02.18.103.00	---	---
14	Cord Grip	02.20.209.00	02.20.209.00	02.20.209.00	02.20.209.00	---	---
15	Display Board (Timer)	02.01.177.00	02.01.177.00	02.01.177.00	02.01.177.00	---	---
16	Main Board	02.01.207.00	02.01.207.00	02.01.207.00	02.01.207.00	---	---
17A	Element, Upper	R02.22.002.00	R02.22.001.00	R02.22.001.00	R02.22.001.00	---	---
17B	Element, Lower	R02.22.002.00	R02.22.001.00	R02.22.001.00	R02.22.001.00	---	---
18	Wire Rack	04.34.047.00	04.34.047.00	04.34.047.00	04.34.047.00	---	---
19	Glass (Qty. 2)	04.40.143.00	04.40.143.00	04.40.143.00	04.40.143.00	---	---
20	Control Decal	07.03.315.00	07.03.315.00	07.03.315.00	07.03.315.00	---	---
21	Component Chassis	04.34.028.00	04.34.028.00	04.34.028.00	04.34.028.00	---	---
22	Top Cover	04.34.048.00	04.34.048.00	04.34.048.00	04.34.048.00	---	---
23	Top Insulation	05.05.101.00	05.05.101.00	05.05.101.00	05.05.101.00	---	---
24	Outer Back Assembly	04.34.046.00	04.34.046.00	04.34.046.00	04.34.046.00	---	---
25	Cowling/Cover Assembly, Front	04.34.053.00	04.34.053.00	04.34.053.00	04.34.053.00	---	---
26	Side Panel (Control Side)	04.34.049.00	04.34.049.00	04.34.049.00	04.34.049.00	---	---
27	Side Insulation (Qty. 2)	05.05.103.00	05.05.103.00	05.05.103.00	05.05.103.00	---	---
28	Side Panel (Left Side)	04.34.039.00	04.34.039.00	04.34.039.00	04.34.039.00	---	---
29	Bottom Cover	04.34.038.00	04.34.038.00	04.34.038.00	04.34.038.00	---	---
30	Bottom Insulation	05.05.102.00	05.05.102.00	05.05.102.00	05.05.102.00	---	---
	Electrical Drawing	HS2-5489	HS2-5489	HS2-5489	HS2-5489	---	---

Shaded area reflects export models only.

PARTS SPECIFIC TO MODEL TF-2030

ITEM	DESCRIPTION	208V	240V	220V	230V	220-230V	230-240V
		Single Phase	Single Phase	Single Phase	Single Phase	CE	CE
8	Fan Guard (Controls)	02.12.011.00	02.12.011.00	02.12.011.00	02.12.011.00	---	---
9	Fan Guard	---	---	---	---	---	---
10	Blower Motor	---	---	---	---	---	---
11	Leg (Qty. 4)	05.04.087.00	05.04.087.00	05.04.087.00	05.04.087.00	---	---
12	Leg Cover (Qty. 4)	05.06.038.00	05.06.038.00	05.06.038.00	05.06.038.00	---	---
13	Power Cord with Plug	02.18.017.00	02.18.017.00	02.18.017.00	02.18.017.00	---	---
14	Cord Grip	02.20.209.00	02.20.209.00	02.20.209.00	02.20.209.00	---	---
15	Display Board (Timer)	02.01.177.00	02.01.177.00	02.01.177.00	02.01.177.00	---	---
16	Main Board	02.01.207.00	02.01.207.00	02.01.207.00	02.01.207.00	---	---
17A	Element, Upper	R02.22.002.00	R02.22.001.00	R02.22.001.00	R02.22.001.00	---	---
17B	Element, Lower	R02.22.002.00	R02.22.001.00	R02.22.001.00	R02.22.001.00	---	---
18	Wire Rack	04.34.041.00	04.34.041.00	04.34.041.00	04.34.041.00	---	---
19	Glass (Qty. 2)	04.40.142.00	04.40.142.00	04.40.142.00	04.40.142.00	---	---
20	Control Decal	07.03.315.00	07.03.315.00	07.03.315.00	07.03.315.00	---	---
21	Component Chassis	04.34.028.00	04.34.028.00	04.34.028.00	04.34.028.00	---	---
22	Top Cover	04.34.038.00	04.34.038.00	04.34.038.00	04.34.038.00	---	---
23	Top Insulation	05.05.101.00	05.05.101.00	05.05.101.00	05.05.101.00	---	---
24	Outer Back Assembly	---	---	---	---	---	---
25	Cowling/Cover Assembly (Qty. 2)	04.34.053.00	04.34.053.00	04.34.053.00	04.34.053.00	---	---
26	Side Panel (Control Side)	04.34.049.00	04.34.049.00	04.34.049.00	04.34.049.00	---	---
27	Side Insulation (Qty. 2)	05.05.103.00	05.05.103.00	05.05.103.00	05.05.103.00	---	---
28	Side Panel (Left Side)	04.34.039.00	04.34.039.00	04.34.039.00	04.34.039.00	---	---
29	Bottom Cover	04.34.038.00	04.34.038.00	04.34.038.00	04.34.038.00	---	---
30	Bottom Insulation	05.05.102.00	05.05.102.00	05.05.102.00	05.05.102.00	---	---
	Electrical Drawing	HS2-5489	HS2-5489	HS2-5489	HS2-5489	---	---

Shaded area reflects export models only.

PARTS SPECIFIC TO MODEL TF-2040

ITEM	DESCRIPTION	208V	240V	220V	230V	240V	240/415V
		Three Phase	Three Phase	Three Phase	Three Phase	Three Phase	Three Phase
8	Fan Guard (Controls)	02.12.011.00	02.12.011.00	02.12.011.00	02.12.011.00	---	02.12.011.00
9	Fan Guard (Qty. 2)	02.12.063.00	02.12.063.00	02.12.063.00	02.12.063.00	---	02.12.063.00
10	Blower Motor (Qty. 2)	02.12.006.00	02.12.006.00	02.12.006.00	02.12.006.00	---	02.12.006.00
11	Leg (Qty. 4)	05.04.087.00	05.04.087.00	05.04.087.00	05.04.087.00	---	05.04.087.00
12	Leg Cover (Qty. 4)	05.06.038.00	05.06.038.00	05.06.038.00	05.06.038.00	---	05.06.038.00
13	Power Cord with Plug	02.18.141.00	02.18.144.00	02.18.145.00	02.18.145.00	---	---
14	Cord Grip	02.20.209.00	02.20.209.00	02.20.209.00	02.20.209.00	---	---
15	Display Board (Timer)	02.01.169.00	02.01.169.00	02.01.169.00	02.01.169.00	---	02.01.169.00
16	Main Board	02.01.171.00	02.01.171.00	02.01.171.00	02.01.171.00	---	02.01.171.00
17A	Element, Upper (Qty. 4)	R02.22.004.00	R02.22.003.00	R02.22.003.00	R02.22.003.00	---	R02.22.003.00
17B	Element, Lower	R02.22.002.00	R02.22.001.00	R02.22.001.00	R02.22.001.00	---	R02.22.001.00
18	Wire Rack	04.34.001.00	04.34.001.00	04.34.001.00	04.34.001.00	---	04.34.001.00
19	Glass (Qty. 2)	04.40.140.00	04.40.140.00	04.40.140.00	04.40.140.00	---	04.40.140.00
20	Control Decal	07.03.314.00	07.03.314.00	07.03.314.00	07.03.314.00	---	07.03.314.00
21	Component Chassis	04.34.011.00	04.34.011.00	04.34.011.00	04.34.011.00	---	04.34.011.00
22	Top Cover	04.34.002.00	04.34.002.00	04.34.002.00	04.34.002.00	---	04.34.002.00
23	Outer Back Assembly	04.34.009.00	04.34.009.00	04.34.009.00	04.34.009.00	---	04.34.009.00
24	Cowling/Cover Assembly, Front	04.34.010.00	04.34.010.00	04.34.010.00	04.34.010.00	---	04.34.010.00
25	Side Panel (Right Side)	04.34.003.00	04.34.003.00	04.34.003.00	04.34.003.00	---	04.34.003.00
26	Side Insulation (Qty. 2)	05.05.092.00	05.05.092.00	05.05.092.00	05.05.092.00	---	05.05.092.00
27	Side Panel (Left Side)	04.34.003.00	04.34.003.00	04.34.003.00	04.34.003.00	---	04.34.003.00
28	Bottom Cover	04.34.004.00	04.34.004.00	04.34.004.00	04.34.004.00	---	04.34.004.00
29	Bottom Insulation	05.05.093.00	05.05.093.00	05.05.093.00	05.05.093.00	---	05.05.093.00
	Electrical Drawing	HS2-5365	HS2-5365	HS2-5365	HS2-5365	---	HS2-6302

Shaded area reflects export models only.

PARTS SPECIFIC TO MODEL TF-2045

ITEM	DESCRIPTION	208V	240V	220V	230V	220-230V	230-240V
		Single Phase	Single Phase			CE	CE
8	Fan Guard (Controls)	02.12.011.00	02.12.011.00	---	---	---	---
9	Fan Guard (Qty. 2)	02.12.063.00	02.12.063.00	---	---	---	---
10	Blower Motor (Qty. 2)	02.12.006.00	02.12.006.00	---	---	---	---
11	Leg (Qty. 4)	05.04.087.00	05.04.087.00	---	---	---	---
12	Leg Cover (Qty. 4)	05.06.038.00	05.06.038.00	---	---	---	---
13	Power Cord with Plug	02.18.017.00	02.18.017.00	---	---	---	---
14	Cord Grip	02.20.209.00	02.20.209.00	---	---	---	---
15	Display Board (Timer)	02.01.169.00	02.01.169.00	---	---	---	---
16	Main Board	02.01.190.00	02.01.190.00	---	---	---	---
17A	Element, Upper (Qty. 4)	R02.22.004.00	R02.22.003.00	---	---	---	---
17B	Element, Lower	---	---	---	---	---	---
18	Wire Rack	04.34.001.00	04.34.001.00	---	---	---	---
19	Glass (Qty. 1)	04.40.140.00	04.40.140.00	---	---	---	---
20	Control Decal	07.03.314.00	07.03.314.00	---	---	---	---
21	Component Chassis	04.34.011.00	04.34.011.00	---	---	---	---
22	Top Cover	04.34.002.00	04.34.002.00	---	---	---	---
23	Outer Back Assembly	04.34.009.00	04.34.009.00	---	---	---	---
24	Cowling/Cover Assembly, Front	04.34.010.00	04.34.010.00	---	---	---	---
25	Side Panel (Right Side)	04.34.003.00	04.34.003.00	---	---	---	---
26	Side Insulation (Qty. 2)	05.05.092.00	05.05.092.00	---	---	---	---
27	Side Panel (Left Side)	04.34.003.00	04.34.003.00	---	---	---	---
28	Bottom Cover	04.34.004.00	04.34.004.00	---	---	---	---
29	Bottom Insulation	05.05.093.00	05.05.093.00	---	---	---	---
	Electrical Drawing	HS2-5521	HS2-5521	---	---	---	---

Shaded area reflects export models only.

PARTS SPECIFIC TO MODEL TF-1919

ITEM	DESCRIPTION	208V	240V	220V	240V	380V
		Single Phase	Single Phase	Single Phase	Single Phase	Single Phase
8	2-1/2" (6 cm) Adjustable Leg with Pad (Qty. 4)	R05.30.083.00	R05.30.083.00	R05.30.083.00	---	---
9	Foot Pad (Qty. 4)	05.30.084.00	05.30.084.00	05.30.084.00	---	---
10	Power Cord with Plug	02.18.017.00	02.18.017.00	02.18.103.00	---	---
11	Cord Grip	02.20.290.00	02.20.290.00	02.20.290.00	---	---
12	Display Board (Timer)	02.01.177.00	02.01.177.00	02.01.177.00	---	---
13	Main Board	02.01.207.00	02.01.207.00	02.01.207.00	---	---
14	Element, Upper (Qty. 1)	R02.22.002.00	R02.22.001.00	R02.22.001.00	---	---
15	Element, Lower	R02.22.002.00	R02.22.001.00	R02.22.001.00	---	---
16	Wire Rack	04.34.001.00	04.34.001.00	04.34.001.00	---	---
17	Glass (Qty. 2)	04.40.144.00	04.40.144.00	04.40.144.00	---	---
18	Control Decal	07.03.421.00	07.03.421.00	07.03.421.00	---	---
19	Component Chassis	04.34.011.00	04.34.011.00	04.34.011.00	---	---
20	Top Cover	04.34.083.00	04.34.083.00	04.34.083.00	---	---
21	Top Insulation Cover	04.34.080.00	04.34.080.00	04.34.080.00	---	---
22	Top Insulation	05.05.105.00	05.05.105.00	05.05.105.00	---	---
23	Outer Back Cover	04.34.062.00	04.34.062.00	04.34.062.00	---	---
24	Back Insulation Cover	04.34.067.00	04.34.067.00	04.34.067.00	---	---
25	Back Insulation	05.05.108.00	05.05.108.00	05.05.108.00	---	---
26	Side Panel (Right Side)*	04.34.055.00	04.34.055.00	04.34.055.00	---	---
27	Side Panel (Left Side)*	04.34.076.00	04.34.076.00	04.34.076.00	---	---
28	Side Insulation Cover (Qty. 2)	04.34.082.00	04.34.082.00	04.34.082.00	---	---
29	Side Insulation (Qty. 2)	05.05.106.00	05.05.106.00	05.05.106.00	---	---
30	Bottom Cover	04.34.070.00	04.34.070.00	04.34.070.00	---	---
31	Bottom Insulation	05.05.107.00	05.05.107.00	05.05.107.00	---	---
32	Cowling/Cover Assembly, Front	04.34.079.00	04.34.079.00	04.34.079.00	---	---
33	Fan Thermostat	02.16.107.00	02.16.107.00	02.16.107.00	---	---
	Electrical Drawing	HS2-5924	HS2-5924	HS2-5924	---	---

Shaded area reflects export models only.

* Specify Color

PARTS SPECIFIC TO MODEL TF-4619

ITEM	DESCRIPTION	208V	240V	220V	240/415V	380V CE
		Three Phase	Three Phase	Three Phase	Three Phase	Three Phase
8	2-1/2" (6 cm) Adjustable Leg with Pad (Qty. 4)	R05.30.083.00	R05.30.083.00	R05.30.083.00	R05.30.083.00	R05.30.083.00
9	Foot Pad (Qty. 4)	05.30.084.00	05.30.084.00	05.30.084.00	05.30.084.00	05.30.084.00
10	Power Cord with Plug	02.18.141.00	02.18.141.00	02.18.145.00	---	02.18.152.00
11	Cord Grip	02.20.290.00	02.20.290.00	02.20.290.00	---	02.20.290.00
12	Display Board (Timer)	02.01.177.00	02.01.177.00	02.01.177.00	02.01.177.00	02.01.177.00
13	Main Board	02.01.171.00	02.01.171.00	02.01.171.00	02.01.171.00	02.01.171.00
14	Element, Upper (Qty. 4)	R02.22.004.00	R02.22.003.00	R02.22.003.00	R02.22.003.00	R02.22.008.00
15	Element, Lower	R02.22.002.00	R02.22.001.00	R02.22.001.00	R02.22.001.00	R02.22.007.00
16	Wire Rack	04.34.001.00	04.34.001.00	04.34.001.00	04.34.001.00	04.34.001.00
17	Glass (Qty. 2)	04.40.144.00	04.40.144.00	04.40.144.00	04.40.144.00	04.40.144.00
18	Control Decal	07.03.421.00	07.03.421.00	07.03.421.00	07.03.421.00	07.03.421.00
19	Component Chassis	04.34.011.00	04.34.011.00	04.34.011.00	04.34.011.00	04.34.011.00
20	Top Cover	04.34.083.00	04.34.083.00	04.34.083.00	04.34.083.00	04.34.083.00
21	Top Insulation Cover	04.34.080.00	04.34.080.00	04.34.080.00	04.34.080.00	04.34.080.00
22	Top Insulation	05.05.105.00	05.05.105.00	05.05.105.00	05.05.105.00	05.05.105.00
23	Outer Back Cover	04.34.062.00	04.34.062.00	04.34.062.00	04.34.062.00	04.34.062.00
24	Back Insulation Cover	04.34.082.00	04.34.082.00	04.34.067.00	04.34.067.00	04.34.067.00
25	Back Insulation	05.05.108.00	05.05.108.00	05.05.108.00	05.05.108.00	05.05.108.00
26	Side Panel (Right Side)*	04.34.055.00	04.34.055.00	04.34.055.00	04.34.055.00	04.34.055.00
27	Side Panel (Left Side)*	04.34.076.00	04.34.076.00	04.34.076.00	04.34.076.00	04.34.076.00
28	Side Insulation Cover (Qty. 2)	04.34.082.00	04.34.082.00	04.34.082.00	04.34.082.00	04.34.082.00
29	Side Insulation (Qty. 2)	05.05.106.00	05.05.106.00	05.05.106.00	05.05.106.00	05.05.106.00
30	Bottom Cover	04.34.070.00	04.34.070.00	04.34.070.00	04.34.070.00	04.34.070.00
31	Bottom Insulation	05.05.107.00	05.05.107.00	05.05.107.00	05.05.107.00	05.05.107.00
32	Cowling/Cover Assembly, Front	04.34.079.00	04.34.079.00	04.34.079.00	04.34.079.00	04.34.079.00
33	Fan Thermostat	02.16.107.00	02.16.107.00	02.16.107.00	02.16.107.00	02.16.107.00
34	Transformer 380V to 240V	---	---	---	---	02.17.048.00
35	Relay 240V, 3 PST, 30 Amp	---	---	---	---	02.01.149.00
	Electrical Drawing	HS2-5924	HS2-5924	HS2-5609	10.01.012.00	HS2-6161

Shaded area reflects export models only.

* Specify Color

NOTES

HATCO AUTHORIZED PARTS DISTRIBUTORS

ALABAMA

Jones McLeod Appl. Svc.
Birmingham 205-251-0159

ARIZONA

Auth. Comm. Food Equip.
Phoenix 602-234-2443
Byassee Equipment Co.
Phoenix 602-252-0402

CALIFORNIA

Industrial Electric
Huntington Beach 714-379-7100
Chapman Appl. Service
San Diego 619-298-7106
P & D Appliance
S. San Francisco 650-635-1900

COLORADO

All City Service
Denver 303-454-9500
Hawkins Commercial Appliance
Englewood 303-781-5548

DELAWARE

Food Equipment Service
Wilmington 302-996-9363

FLORIDA

Whaley Foodservice Repair
Jacksonville 904-725-7800
Nass Service Co., Inc.
Orlando 407-425-2681
B.G.S.I.
Pompano Beach 954-971-0456
Comm. Appliance Service
Tampa 813-663-0313

GEORGIA

Southeastern Rest. Svc.
Norcross 770-446-6177

HAWAII

Burney's Comm. Service, Inc.
Honolulu 808-848-1466
Food Equip Parts & Service
Honolulu 808-847-4871

ILLINOIS

Parts Town
Lombard 708-865-7278
Eichenauer Elec. Service
Decatur 217-429-4229
Midwest Elec. Appl. Service
Elmhurst 630-279-8000
Cone's Repair Service
Moline 309-797-5323

INDIANA

GCS Service
Indianapolis 317-545-9655

IOWA

Electric Motor Service Co.
Davenport 319-323-1823

KENTUCKY

GCS Service
Louisville 502-367-1788

LOUISIANA

Chandlers Parts & Service
Baton Rouge 225-272-6620
Bana Comm. Parts, Inc.
Shreveport 318-631-6550

MARYLAND

Electric Motor Service
Baltimore 410-467-8080
GCS Service
Silver Spring 301-585-7550

MASSACHUSETTS

Ace Service Co., Inc.
Needham 781-449-4220

MICHIGAN

Commercial Kitchen Service
Bay City 517-893-4561
Bildons Appliance Service
Detroit 248-478-3320
Midwest Food Equip. Service
Grandville 616-261-2000

MINNESOTA

GCS Service
Minneapolis 612-546-4221

MISSOURI

GCS Service
Kansas City 816-920-5999
Commercial Kitchen Services
St. Louis 314-890-0700
Kaemmerlen Parts & Service
St. Louis 314-535-2222

NEBRASKA

Anderson Electric
Omaha 402-341-1414

NEVADA

Burney's Commercial
Las Vegas 702-736-0006
Hi. Tech Commercial Service
N. Las Vegas 702-649-4616

NEW JERSEY

Jay Hill Repair
Fairfield 973-575-9145
Service Plus
Flanders 973-691-6300

NEW YORK

Acme American Repairs, Inc.
Brooklyn 718-456-6544
Alpro Service Co.
Brooklyn 718-386-2515
Appliance Installation
Buffalo 716-884-7425
Northern Parts Dist.
Plattsburgh 518-563-3200
J. B. Brady, Inc.
Syracuse 315-422-9271

NORTH CAROLINA

Authorized Appliance
Charlotte 704-377-4501

OHIO

Akron/Canton Comm. Svc. Inc.
Akron 330-753-6635
Certified Service Center
Cincinnati 513-772-6600
GCS Service
Columbus 614-476-3225
Electrical Appl. Repair Service
Independence 216-459-8700
E. A. Wichman Co.
Toledo 419-385-9121

OKLAHOMA

Hagar Rest. Service, Inc.
Oklahoma City 405-235-2184
Krueger, Inc.
Oklahoma City 405-528-8883

OREGON

Bressie Electric Co.
Portland 503-231-7171
Ron's Service, Inc.
Portland 503-624-0890

PENNSYLVANIA

Authorized Factory Service
Coraopolis 412-262-2330
FAST Comm. Appl. Service
Philadelphia 215-288-4800

GCS Service
Pittsburgh 412-787-1970

K & D Service Co.
Harrisburg 717-236-9039

Elmer Schultz Services
Philadelphia 215-627-5401

Electric Repair Co.
Reading 610-376-5444

RHODE ISLAND

Marshall Electric Co.
Providence 401-331-1163

SOUTH CAROLINA

Whaley Foodservice Repair
W. Columbia 803-791-4420

TENNESSEE

Camp Electric
Memphis 901-527-7543

TEXAS

Stove Parts Supply
Fort Worth 817-831-0381

Armstrong Repair Service
Houston 713-666-7100

Commercial Kitchen Repair Co.
San Antonio 210-735-2811

San Antonio Rest. Equip.
San Antonio 210-532-1660

UTAH

GCS Service
Salt Lake City 801-487-3653

VIRGINIA

Daubers
Norfolk 757-855-4097

Daubers
Springfield 703-866-3600

WASHINGTON

Restaurant Appl. Service
Seattle 206-524-8200

WISCONSIN

A. S. C., Inc.
Madison 608-246-3160

A. S. C., Inc.
Milwaukee 414-543-6460

CANADA

ONTARIO

R.G. Henderson Ltd.
Toronto 416-422-5580

HATCO CORPORATION

P.O. Box 340500, Milwaukee, WI 53234-0500 U.S.A.

(800) 558-0607 (414) 671-6350

Parts & Service Fax (800) 690-2966 Int'l. Fax (414) 671-3976

www.hatcocorp.com