



Project \_\_\_\_\_

Item # \_\_\_\_\_

Quantity \_\_\_\_\_

## Hot/Cold Built-In Shelves

Models: HCSBF-24-F, -24-I, -24-S, -36-F, -36-I, -36-S, -48-F, -48-I, -48-S


HCSSBF-24-F, -24-I, -24-S, -36-F, -36-I, -36-S, -48-F, -48-I, -48-S

HCSSB-2418, -3018, -3618, -4818

Give your operation ultimate flexibility with Hatco's, innovative Hot/Cold Built-In Shelves (patent pending). Available in our signature Hardcoat or in Swanstone®, they easily transition between a heated to cold and cold to heated shelf!

### Standard features

- The shelves change modes from hot to cold or vice versa in as little as 30 minutes, allowing quick change for different day parts
- Patent pending thermal break reduces condensation and temperature transfer
- Long, flexible copper refrigerant line, with ability to pull out condensing unit, results in easy service and installation
- Hardcoat aluminum models (HCSBF) are top mount while Swanstone® models (HCSSBF, HCSSB) are bottom mount, flush with counter top
- For an integrated look:
  - HCSBF Hot/Cold Shelves match the GRSBF Heated Built-In Shelves
  - HCSSBF Hot/Cold Shelves match the GRSSBF Heated Built-In Shelves
  - HCSSB Hot/Cold Shelves match the GRSSB Heated Built-In Shelves
- Models shipped with Electronic Temperature Control and Condensing Unit
- Control box can be mounted on the front of the cabinet, 4' (1219 mm) from center of shelf
- Condensing unit may be mounted up to 4' (1219 mm) away from the center of shelf
- The Hot/Cold Shelf construction utilizes R-404A
- Easy serviceability with a sight glass, service valves, dryer/filter and a receiver



### Options (available at time of purchase only)

Swanstone® color of base for HCSSBF and HCSSB models only:

- Gray Granite
- Bermuda Sand
- Night Sky (Standard)

Additional four year parts only warranty on the compressor available at time of purchase (U.S. and Canada only)

### Accessories

- Silicone gasket for Swanstone® installation
- Silicone gasket and black silicone for Swanstone® installation
- Silicone gasket and gray silicone for Swanstone® installation



HATCO CORPORATION | P.O. Box 340500 Milwaukee, WI 53234-0500 U.S.A. | (800) 558-0607 | (414) 671-6350

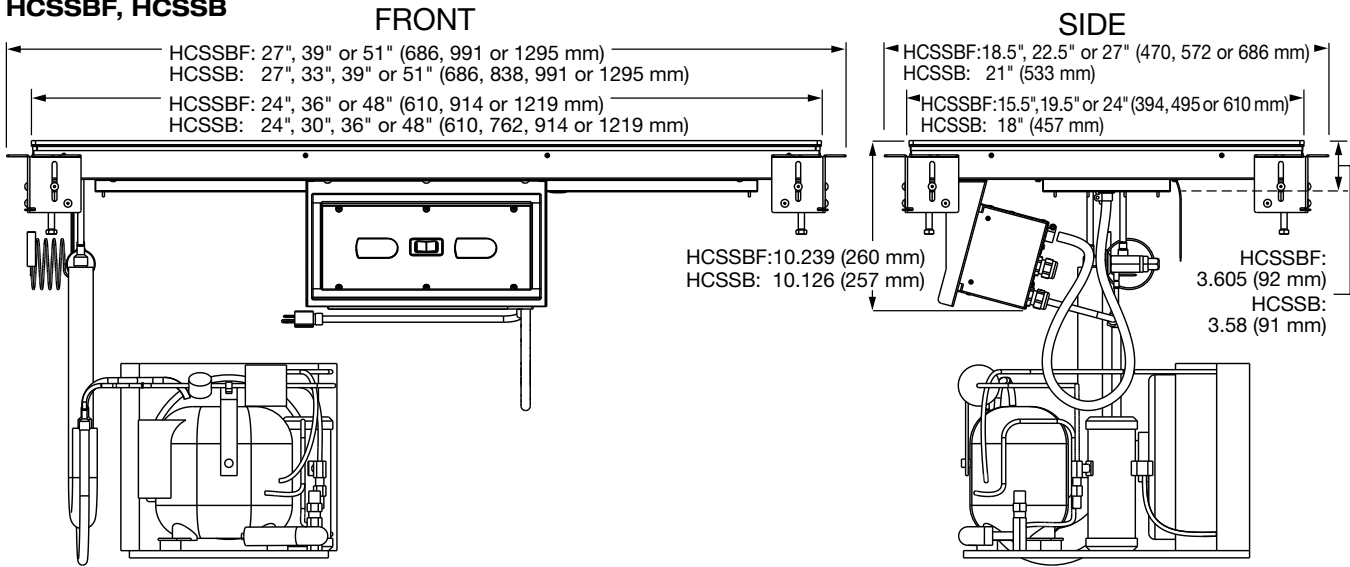
Fax: (800) 543-7521 | Int'l. Fax: (414) 671-3976 | www.hatcocorp.com | equipsales@hatcocorp.com | intl@hatcocorp.com



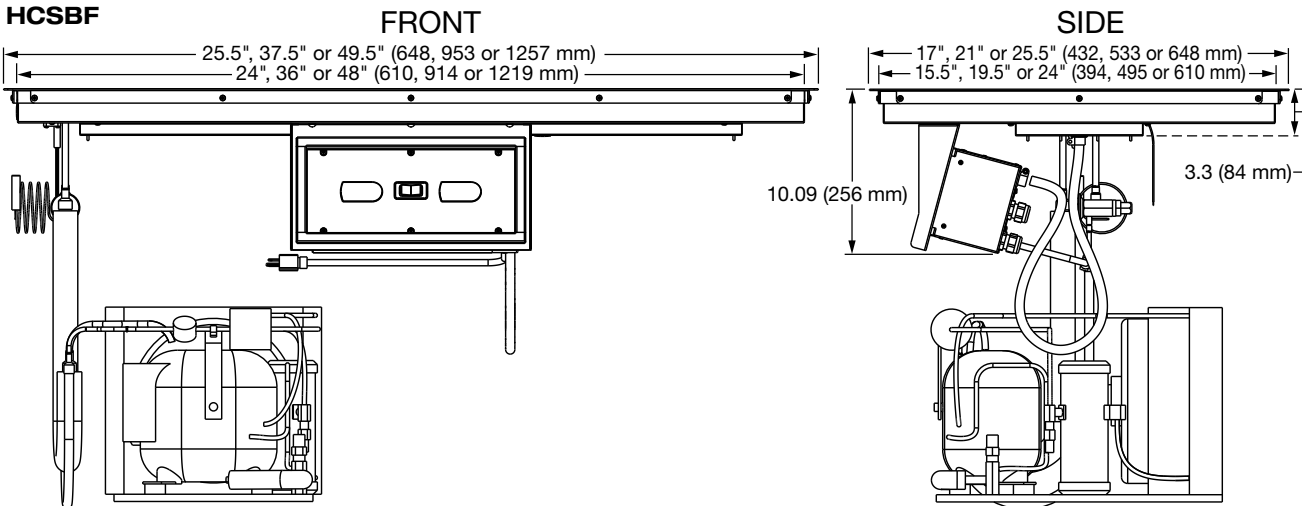
# Hot/Cold Built-In Shelves

Models: HCSBF-24-F, -24-I, -24-S, -36-F, -36-I, -36-S, -48-F, -48-I, -48-S  
 HCSSBF-24-F, -24-I, -24-S, -36-F, -36-I, -36-S, -48-F, -48-I, -48-S  
 HCSSB-2418, -3018, -3618, -4818

## HCSSBF, HCSSB



## HCSBF



## SPECIFICATIONS

### Hot/Cold Shelf - Built-In, Flush Top (Aluminum) - All 120 Volts Single Phase

Model	Dimensions (W x D of heated/cooled surface)	Comp. Size (HP)	Watts	Amps	Plug	Approx. Ship Weight
HCSBF-24-F	24" x 15.5" (610 x 394 mm)	1/4	804	6.7	NEMA 5-15P	119 lbs. (54 kg)
HCSBF-24-I	24" x 19.5" (610 x 495 mm)					126 lbs. (58 kg)
HCSBF-24-S	24" x 24" (610 x 610 mm)					133 lbs. (61 kg)
HCSBF-36-F	36" x 15.5" (914 x 394 mm)	1/4	804	6.7		140 lbs. (64 kg)
HCSBF-36-I	36" x 19.5" (914 x 495 mm)					148 lbs. (68 kg)
HCSBF-36-S	36" x 24" (914 x 610 mm)					160 lbs. (73 kg)
HCSBF-48-F	48" x 15.5" (1219 x 394 mm)	1/3	1044	8.7		172 lbs. (79 kg)
HCSBF-48-I	48" x 19.5" (1219 x 495 mm)					185 lbs. (84 kg)
HCSBF-48-S	48" x 24" (1219 x 610 mm)					204 lbs. (93 kg)

### Hot/Cold Stone\* Built-In Shelf - Flush Top - All 120 Volts Single Phase

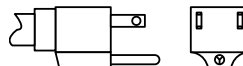
Model	Dimensions (W x D of heated/cooled surface)	Comp. Size (HP)	Watts	Amps	Plug	Approx. Ship Weight
HCSSBF-24-F	24" x 15.5" (610 x 394 mm)	1/4	804	6.7	NEMA 5-15P	139 lbs. (64 kg)
HCSSBF-24-I	24" x 19.5" (610 x 495 mm)					146 lbs. (67 kg)
HCSSBF-24-S	24" x 24" (610 x 610 mm)					153 lbs. (70 kg)
HCSSBF-36-F	36" x 15.5" (914 x 394 mm)	1/4	804	6.7		160 lbs. (73 kg)
HCSSBF-36-I	36" x 19.5" (914 x 495 mm)					167 lbs. (76 kg)
HCSSBF-36-S	36" x 24" (914 x 610 mm)					180 lbs. (82 kg)
HCSSBF-48-F	48" x 15.5" (1219 x 394 mm)	1/3	1044	8.7		196 lbs. (89 kg)
HCSSBF-48-I	48" x 19.5" (1219 x 495 mm)					203 lbs. (93 kg)
HCSSBF-48-S	48" x 24" (1219 x 610 mm)					220 lbs. (100 kg)

\*Decorative stone

### Hot/Cold Swanstone® Shelf - Built-In - All 120 Volts Single Phase

Model	Dimensions (W x D of heated/cooled surface)	Comp. Size (HP)	Watts	Amps	Plug	Approx. Ship Weight
HCSSB-2418	24 x 18" (610 x 457 mm)	1/4	804	6.7	NEMA 5-15P	130 lb. (59 kg)
HCSSB-3018	30" x 18" (762 x 457 mm)					145 lb. (66 kg)
HCSSB-3618	36" x 18" (914 x 457 mm)					160 lb. (73 kg)
HCSSB-4818	48" x 18" (1219 x 457 mm)					185 lb. (84 kg)

## PLUG CONFIGURATION NEMA 5-15P



HATCO CORPORATION | P.O. Box 340500 Milwaukee, WI 53234-0500 U.S.A. | (800) 558-0607 | (414) 671-6350

Fax: (800) 543-7521 | Int'l. Fax: (414) 671-3976 | www.hatcocorp.com | equipmentsales@hatcocorp.com | intl@hatcocorp.com



# Hot/Cold Built-In Shelves

Models: HCSBF-24-F, -24-I, -24-S, -36-F, -36-I, -36-S, -48-F, -48-I, -48-S  
 HCSSBF-24-F, -24-I, -24-S, -36-F, -36-I, -36-S, -48-F, -48-I, -48-S  
 HCSSB-2418, -3018, -3618, -4818

## COUNTERTOP CUTOUT SIZE

Model	Width		Depth	
	Minimum	Maximum	Minimum	Maximum
HCSBF-24-F	24.6" (625 mm)	25.0" (635 mm)	16.1" (409 mm)	16.5" (419 mm)
HCSBF-24-I	24.6" (625 mm)	25.0" (635 mm)	20.1" (511 mm)	20.5" (521 mm)
HCSBF-24-S	24.6" (625 mm)	25.0" (635 mm)	24.6" (625 mm)	25.0" (635 mm)
HCSBF-36-F	36.6" (930 mm)	37.0" (940 mm)	16.1" (409 mm)	16.5" (419 mm)
HCSBF-36-I	36.6" (930 mm)	37.0" (940 mm)	20.1" (511 mm)	20.5" (521 mm)
HCSBF-36-S	36.6" (930 mm)	37.0" (940 mm)	24.6" (625 mm)	25.0" (635 mm)
HCSBF-48-F	48.6" (1234 mm)	49.0" (1245 mm)	16.1" (409 mm)	16.5" (419 mm)
HCSBF-48-I	48.6" (1234 mm)	49.0" (1245 mm)	20.1" (511 mm)	20.5" (521 mm)
HCSBF48-S	48.6" (1234 mm)	49.0" (1245 mm)	24.6" (625 mm)	25.0" (635 mm)

Model	Width with .375" (10 mm) radii	Depth with .375" (10 mm) radii
HCSSBF-24-F	24.375" (619 mm)	15.875" (403 mm)
HCSSBF-24-I	24.375" (619 mm)	19.875" (505 mm)
HCSSBF-24-S	24.375" (619 mm)	24.375" (619 mm)
HCSSBF-36-F	36.375" (924 mm)	15.875" (403 mm)
HCSSBF-36-I	36.375" (924 mm)	19.875" (505 mm)
HCSSBF-36-S	36.375" (924 mm)	24.375" (619 mm)
HCSSBF-48-F	48.375" (1229 mm)	15.875" (403 mm)
HCSSBF-48-I	48.375" (1229 mm)	19.875" (505 mm)
HCSSBF-48-S	48.375" (1229 mm)	24.375" (619 mm)

Model	Width with .375" (10 mm) radii	Depth with .375" (10 mm) radii
HCSSB-2418	24.375" (619 mm)	18.375" (467 mm)
HCSSB-3018	30.375" (773 mm)	18.375" (467 mm)
HCSSB-3618	36.375" (924 mm)	18.375" (467 mm)
HCSSB-4818	48.375" (1229 mm)	18.375" (467 mm)

Model	Width	Height
Control Box	14.625" (372 mm)	7.75" (197 mm)

## PRODUCT SPECS Hot/Cold Built-In Shelves

The Hot/Cold Built-In Shelf, patent pending, shall be model ... as manufactured by the Hatco Corporation, Milwaukee, WI 53234 U.S.A.

The Hot/Cold Built-In Shelf shall be rated at ... watts, ... volts, and ... inches (millimeters) in overall width. It shall consist of food-safe material, Condenser

attached to Evaporator with 5 foot (1524 mm) flexible tubing, adjustable bracket with cord and plug attached.

Warranty consists of 24/7 parts and service assistance (U.S. and Canada only).

**HATCO CORPORATION** | P.O. Box 340500 Milwaukee, WI 53234-0500 U.S.A. | (800) 558-0607 | (414) 671-6350  
 Fax: (800) 543-7521 | Int'l. Fax: (414) 671-3976 | www.hatcocorp.com | equipmentsales@hatcocorp.com | intl@hatcocorp.com