



Project _____

Item # _____

Quantity _____

Drop-In Modular/Ganged 4/3-Size Heated Wells

Models:

- HWBI43-1, -1D, -1DA,
- HWBI43-2, -2D, -2DA, -2M, -2MA,
- HWBI43-3, -3D, -3DA, -3M, -3MA,
- HWBI43-4, -4D, -4DA, -4M, -4MA,
- HWBI43-5, -5D, -5DA, -5M, -5MA,
- HWBI43-6, -6D, -6DA, -6M, -6MA

Hatco Modular/Ganged Heated Wells expands the line of modular wells that maintain hot food at safe serving temperatures, with better quality construction, longer holding times and more accurate temperatures. These units are now deeper so that a single unit can hold 4 third-size pans. They are also grouped together in a ganged fashion to provide customers with a complete steam table contained within one piece of equipment. This means easy installation with a clean integrated look for your steam table.

Choose the number of wells, from 1 to 6 unit configurations, as well as voltage, auto-fill, controls and drain options. Each well has its own individual control to regulate the temperature of each separate food offering.

Standard features

- Longer holding times with more accurate temperatures
- Separate lighted On/Off rocker switch and temperature dial for easy operation
- 50% larger drain with flat screen simplifies cleaning and holds pans level
- Unique design allows quick change of element or thermostat if needed
- EZ locking hardware for quick installation
- Stainless steel construction and solid brazed drain fitting joints for durability
- A 6' (1829 mm) conduit is included for convenient placement of controls



HWBI43-3DA
with accessory food pans
with single unit holding:
- 4 third-size pans,
- 2 half-size pans and one third-size pan and
- 1 full-size pan and 1 third-size pan

Options (available at time of purchase only)

- Three-Phase Wiring (not available on HWBI43-1 series or export voltages)
- Copper Drain Manifold with side exit (not available on HWBI43-1 Series)
- Copper Drain Manifold with bottom exit (not available on HWBI43-1 Series)
- 3 foot (914 mm) flexible conduit (6' [1829 mm] conduit standard, only available with split control boxes – not available in Canada)
- Cord for HWBI43- (Single phase/single control box only, not for export voltages)
- Gasket (Factory installed and eliminates the need for silicone or other sealants)

Accessories

- Rectangular Full-Size Stainless Steel Food Pans:
- Third-Size (2.5" [64 mm] H)
 - Half-Size (2.5" [64 mm] H)
 - Full-Size (2.5" [64 mm] H)
 - Full-Size (4" [101 mm] H)
 - Full-Size (6" [152 mm] H)
- 11 Quart (10 Liter) Round Food Pans
- 11 Quart (10 Liter) Hinged Lid for Round Pans:
- 11 Quart (10 Liter) Notched Lid for Round Pans:
- Adaptor to Convert Warmers to hold two 11Quart (10-Liter) Round Pans
- Stainless Steel Wire Trivets:
- Half-Size
 - Full-Size
- External Copper Drain Manifold with Individual Shut-Off Valves per Well (Only for units with individual drains):
- 2-Pan Unit
 - 3-Pan Unit
 - 4-Pan Unit
 - 5-Pan Unit
 - 6-Pan Unit
- Support Bars:
- 12" (305 mm)
- Ball Valve for Unit with Drains:
- ¾"
 - 1"
- Gate Valve for Unit with Drains:
- ¾"
 - 1"
- Heated Well Remote Handle for ¾" drains



For operation, location and safety information, please refer to the Installation and Operating Manual.



HATCO CORPORATION | P.O. Box 340500 Milwaukee, WI 53234-0500 U.S.A. | (414) 671-6350



www.hatcocorp.com | support@hatcocorp.com | [Find a Hatco Rep](#) | [Image Library](#) | [Document Library](#) | [Patents](#) | [Chat](#)



Drop-In Modular/Ganged 4/3-Size Heated Wells

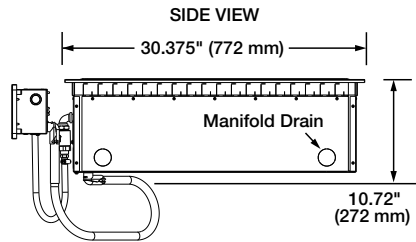
Models: HWBI43-1, -2, -3, -4, -5, -6 (with/without Drains and Manifolds)

Ordering Instructions *(Please specify the following with each order)*

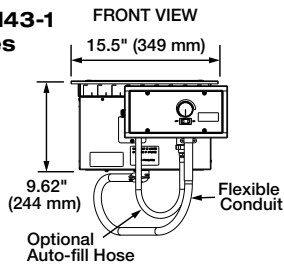
- Desired Voltage:**
HWBI43-1 (D, DA) single phase only
208 or 240V, export voltages available

HWBI43-2, -3 and -6 Series (D, DA, M, MA)
208 or 240V and HWBI43-5 Series (D, DA, M, MA)
240V only, export voltages available
A. Single Phase
B. Three Phase (Optional, not available for export)
- Number of Modular/Ganged Heated Wells Required:**
1-, 2-, 3-, 4-, 5- or 6-pan
- Drain (With or without – choose drain below):**
A. Standard Individual Well 3/4" NPT Drain
B. Manifold 1" NPT Drain with side drain, field selectable left or right side (Available on HWBI43-2, -3, -4, -5, -6 models only)
C. Manifold 1" NPT Drain with bottom drain, field selectable left or right well (Available on HWBI43-2, -3, -4, -5, -6 models only)
- Auto-fill (With or without)**
- Mounting Style (All Modular/Ganged units are top mounted only)**
- Agency:**
A. UL, C-UL
B. UL-EPH (Sanitary listing)
C. CE mark available on standard watt models
- Control:**
A. Single Control box (Standard on all units)
B. Split Controls boxes (Optional on 4-, 5-, 6-pan units, not available in Canada)

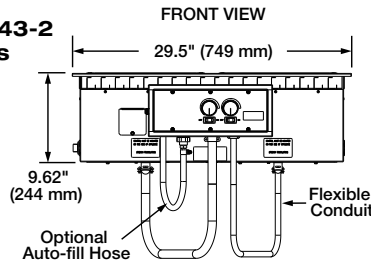
All HWBI43 Series (Side view for HWBI43-1, -2, -3, -4, -5, -6)



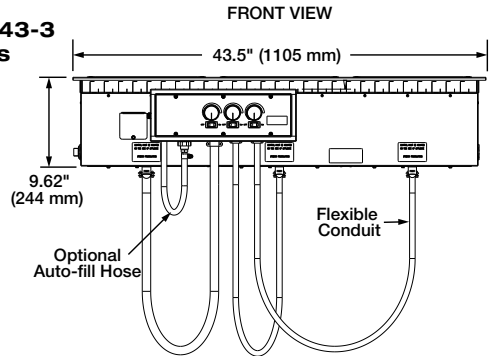
HWBI43-1 Series



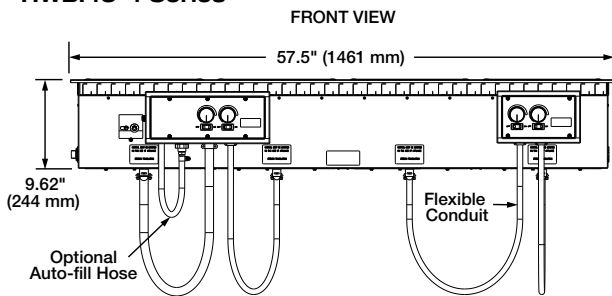
HWBI43-2 Series



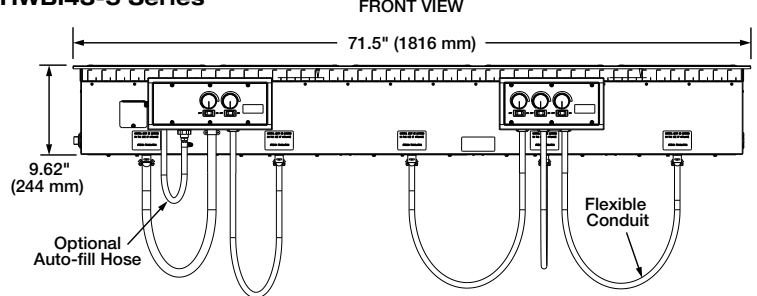
HWBI43-3 Series



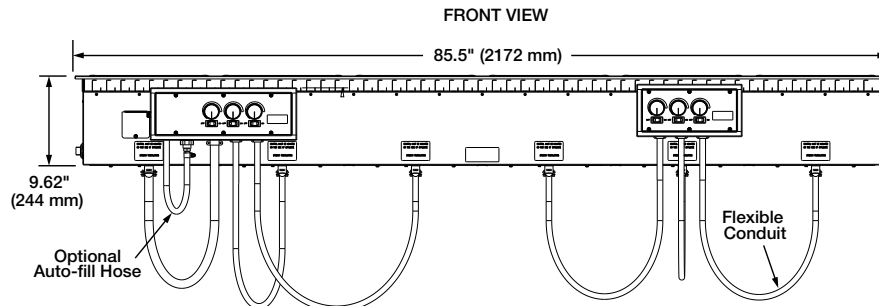
HWBI43-4 Series



HWBI43-5 Series



HWBI43-6 Series



HATCO CORPORATION | P.O. Box 340500 Milwaukee, WI 53234-0500 U.S.A. | (414) 671-6350



www.hatcocorp.com | support@hatcocorp.com | [Find a Hatco Rep](#) | [Image Library](#) | [Document Library](#) | [Patents](#) | [Chat](#)



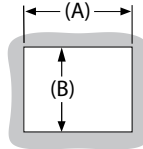
Drop-In Modular/Ganged 4/3-Size Heated Wells

Models: HWBI43-1, -2, -3, -4, -5, -6 (with/without Drains and Manifolds)

Drop-In Modular/Ganged 4/3-Size Heated Wells Countertop Cut Outs

Model	Minimum Width	Maximum Width	Minimum Depth	Maximum Depth
HWBI43-1 Series	14.19" (361 mm)	14.37" (365 mm)	29.188" (742 mm)	29.438" (748 mm)
HWBI43-2 Series	28.19" (716 mm)	28.37" (721 mm)		
HWBI43-3 Series	42.19" (1072 mm)	42.37" (1076 mm)		
HWBI43-Series	56.19" (1428 mm)	56.37" (1432 mm)		
HWBI43-5 Series	70.19" (1783 mm)	70.37" (1788 mm)		
HWBI43-6 Series	84.19" (2139 mm)	84.37" (2143 mm)		

Control Box Opening
(Single control shown)








Cutout Dimensions for Control Box

WITHOUT AUTO-FILL	Series	All Heights (B)	Single Configuration	Split Configuration*		WITH AUTO-FILL	Single Configuration	Split Configuration*	
			Width (A)	Left Control (A)	Right Control (A)		Width (A)	Left Control (A)	Right Control (A)
	HWBI43-1	4.75" (121 mm)	5.75" (146 mm)	Not Available	Not Available		10.125" (257 mm)	Not Available	Not Available
	HWBI43-2		8.00" (203 mm)				12.375" (314 mm)		
	HWBI43-3		10.25" (260 mm)	14.625" (371 mm)					
	HWBI43-4		12.50" (318 mm)	8.00" (203 mm)	8.00" (203 mm)		16.875" (429 mm)	12.375" (314 mm)	8.00" (203 mm)
	HWBI43-5		14.75" (375 mm)	8.00" (203 mm)	10.25" (260 mm)		19.125" (486 mm)	12.375" (314 mm)	10.25" (260 mm)
	HWBI43-6		17.00" (432 mm)	10.25" (260 mm)	10.25" (260 mm)		21.375" (543 mm)	14.625" (371 mm)	10.25" (260 mm)

* Not available in Canada

SPECIFICATIONS Drop-In Modular/Ganged 4/3-Size Rectangular Heated Wells - Insulated - Top Mount

The shaded areas contain electrical information for International models only

Model	Dimensions (Width x Depth x Height)	Volts	Phase	Watts	Amps	Optional Plug	Control Box Configuration	Approx. Ship Weight
HWBI43-1 HWBI43-1D HWBI43-1DA	15.5" x 30.375" x 9.62" (394 x 772 x 244 mm)	208	Single	1215	5.9	NEMA 6-15P	Standard single 	42 lbs. (19 kg) 42 lbs. (19 kg) 47 lbs. (21 kg)
240		5.1			NEMA 6-15P			
220		5.5			BS 1363			
		220-230-CE 230-240-CE		1215/1328 1116/1215	5.5/5.8 4.9/5.1	Not Available		
HWBI43-2 HWBI43-2D HWBI43-2DA HWBI43-2M HWBI43-2MA	29.5" x 30.375" x 9.62" (749 x 772 x 244 mm)	208	Single Three Single Three	2415	11.6	NEMA 6-15P	Standard single 	88 lbs. (40 kg) 96 lbs. (44 kg) 95 lbs. (43 kg) 82 lbs. (37 kg) 98 lbs. (45 kg)
208		10.1			Not Available			
240		10.1			NEMA 6-15P			
		240		8.7	Not Available			
		220			11.0	BS 1363		
		220-230-CE 230-240-CE	Single	2415/2640 2218/2415	11/11.5 9.6/10.1	Not Available		
HWBI43-3 HWBI43-3D HWBI43-3DA HWBI43-3M HWBI43-3MA	43.5" x 30.375" x 9.62" (1105 x 772 x 244 mm)	208	Single Three Single Three	3615	17.4	NEMA 6-30P	Standard single 	115 lbs. (52 kg) 112 lbs. (51 kg) 124 lbs. (56 kg) 135 lbs. (61 kg) 135 lbs. (61 kg)
208		10.1			Not Available			
240		15.1			NEMA 6-20P			
		240		8.8	Not Available			
		220			16.4			
		220-230-CE 230-240-CE	Single	3615/3951 3320/3615	16.4/17.2 14.4/15.1	Not Available		
HWBI43-4 HWBI43-4D HWBI43-4DA HWBI43-4M HWBI43-4MA	57.5" x 30.375" x 9.62" (1461 x 772 x 244 mm)	208	Single Three Single Three	4815	23.2		Standard single 	166 lbs. (75 kg) 152 lbs. (69 kg) 149 lbs. (68 kg) 154 lbs. (70 kg) 180 lbs. (82 kg)
208		15.8						
240		20.1						
		240		13.7				
		220			21.9		Optional split (Not available in Canada) 	
		220-230-CE 230-240-CE	Single	4815/5262 4422/4815	21.9/22.9 19.2/20.1	Not Available		

HATCO CORPORATION

P.O. Box 340500 Milwaukee, WI 53234-0500 U.S.A. | (414) 671-6350



www.hatcocorp.com

support@hatcocorp.com

[Find a Hatco Rep](#)

[Image Library](#)

[Document Library](#)

[Patents](#)

[Chat](#)







Drop-In Modular/Ganged 4/3-Size Heated Wells

Models: HWBI43-1, -2, -3, -4, -5, -6 (with/without Drains and Manifolds)

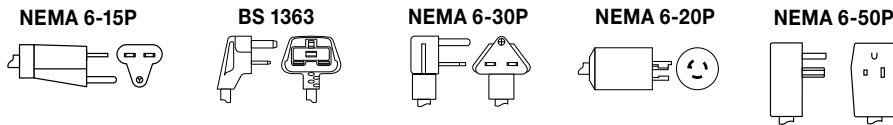
SPECIFICATIONS

Drop-In Modular/Ganged 4/3-Size Rectangular Heated Wells - Insulated - Top Mount

The shaded areas contain electrical information for International models only

Model	Dimensions (Width x Depth x Height)	Volts	Phase	Watts	Amps	Optional Plug	Control Box Configuration	Approx. Ship Weight
HWBI43-5 HWBI43-5D HWBI43-5DA HWBI43-5M HWBI43-5MA	71.5" x 30.375" x 9.62" (1816 x 772 x 244 mm)	208	Single	6015	28.9	NEMA-6-50P	Standard single 	197 lbs. (89 kg) 186 lbs. (84 kg) 187 lbs. (85 kg) 186 lbs. (84 kg) 203 lbs. (92 kg)
		208	Three		20.1	Not Available		
		240	Single		25.1	NEMA-6-50P		
		240	Three		17.4	Not Available		
		220			27.3		Optional split (Not available in Canada) 	
		220-230-CE 230-240-CE	Single	6015/6574 5524/6015	27.3/28.6 24.0/25.1	Not Available		
HWBI43-6 HWBI43-6D HWBI43-6DA HWBI43-6M HWBI43-6MA	85.5" x 30.375" x 9.62" (2172 x 772 x 244 mm)	208	Single	7215	34.7	NEMA-6-50P	Standard single 	214 lbs. (97 kg) 214 lbs. (97 kg) 217 lbs. (98 kg) 214 lbs. (97 kg) 249 lbs. (113 kg)
		208	Three		20.1	Not Available		
		240	Single		30.1	NEMA-6-50P		
		240	Three		17.4	Not Available		
		220			32.8		Optional split (Not available in Canada) 	
		220-230-CE 230-240-CE	Single	7215/7886 6626/7215	32.8/34.3 28.8/30.1	Not Available		

PLUG CONFIGURATIONS (Optional)



PRODUCT SPECS

Drop-In Modular/Ganged 4/3-Size Heated Wells

The Drop-In Modular/Ganged 4/3-Size Heated Well shall be a model manufactured by the Hatco Corporation, Milwaukee, WI 53234 U.S.A.

The Drop-In Modular/Ganged 4/3-Size Heated Well shall be rated at ...watts, ...volts, and be ...inches (millimeters) in overall width and be ...inches

(millimeters) in overall depth. It shall consist of stainless and aluminized steel housing with a metal sheathed heating element, EZ locking hardware for installation, and a remote thermostat with lighted power switch.

Warranty consists of 24/7 parts and service assistance (U.S. and Canada only).

HATCO CORPORATION | P.O. Box 340500 Milwaukee, WI 53234-0500 U.S.A. | (414) 671-6350



www.hatcocorp.com | support@hatcocorp.com | [Find a Hatco Rep](#) | [Image Library](#) | [Document Library](#) | [Patents](#) | [Chat](#)